

NINTENDO POWER

P.O. Box 87043
Redmond, WA 98073-8143

FORWARD & ADDRESS CORRECTION

BACK BY
U.S. POSTAGE
PAID
NINTENDO
of America, Inc.



Disney's **ALADDIN** Wicked, Hot, Wild Genie



THE SOURCE FOR NEWS AND STRATEGIES STRAIGHT FROM THE PROS

THIS YEAR FRIEND WITH IN THE



Wrap job as friend sold separately!

R, GET A RAPPED UP CLUB...



...Get
2 Free
Super Power
Stamps!

If you've dominated the video action all year long, maybe this holiday is a good time to give your best buddy a fighting chance. Give the best gift of all, and get your friend wrapped up in the Nintendo Power Super Power Club. Just send in this form, and we'll send your pal the best of the best from the Club. And it's just \$18.



When you give the Club, you and your pal get 2 FREE Super Power Stamps. Each one is worth a buck toward anything in the Nintendo Super Power Supplies Catalog. So sign up a friend, and get a couple Super Power Stamps for yourself.

Give someone a fighting chance.

CALL 1-800-255-3700!

YOU ASKED FOR THEM...



...YOU GOT EM!

Nintendo game players demand the information that gets them into the game. The new 168-page *Street Fighter II Turbo* and *Super Mario All-Stars Player's Guides* take you deep into the action with all of the best tips and strategies for all of the games--plus a whole lot more!!!

How much information are you prepared to handle?

Nintendo
PLAYER'S GUIDES



SUPER NES

DISNEY'S ALADDIN	8
NHL STANLEY CUP	16
CLAY FIGHTER	22
DAFFY DUCK: THE MARVIN MISSIONS...	30
BATTLE CARS	36
SUPER SCOPE ROUNDUP.....	42



GAME BOY

TOM & JERRY: FRANTIC ANTICS	66
MEGA MAN <u>IX</u>	70



NES

MEGA MAN <u>VI</u>	76
TETRIS 2	92

TIPS FROM THE PROS

NESTER'S ADVENTURES	35
CLASSIFIED INFORMATION	48
COUNSELORS' CORNER	84

THE INFO ZONE

RAYA SYSTEMS	88
NEXT ISSUE	114

VIDEO UPDATES

NOW PLAYING	102
PAK WATCH	108

COMICS

STAR FOX	52
----------------	----

PLAYER'S FORUM

PLAYER'S PULSE	6
POWER PLAYER'S CHALLENGE	64
PLAYER'S POLL CONTEST	98
TOP 20	100





STREET FIGHTER II TURBO

SHOWDOWN!

Back in Volume 51, we asked you to tell us which Street Fighter you thought was the boddiest of them all—and why! We knew that this question would draw numerous responses, so we took a tally of the votes. Chun Li and Ryu came out on top, but it was too close a race to call!

Ryu is the most well-rounded fighter. I asked 30 people this and 19 said "Ryu." The others picked Ken. The only thing different about them is the speed, and who's stronger.

Tony "SF II" Shiu
Memphis, TN



Every well-educated person should know that if you want results, choose Guile. He's the most versatile fighter and can destroy a fighter on the ground and in the air. Besides, you gotta love the hair!

Malcolm "Beat'em in a Day" Fine
Woodstock, NY

Chun Li is the best. Her best moves will defeat anyone and with the Kikoken, she is unstoppable!

Meredith Bernartz
Plymouth, CT

I've found that the flash-kicking Guile consistently wins the most fights, even though I personally prefer Chun Li. I can't wait to get SF II Turbo so I can CREAM Guile with Vega!

Ryan "Fighter" Holloway
Manassas, VA

Guile, Ryu and Ken are the most skilled World Warriors and consistently win more matches.

Sean Kelly
West Long Branch, NJ

Chun Li is by far the most skilled player. Her Lightning Kick is easy to do and is extremely effective. Her high-jumping makes it easy to avoid others' moves and easy to attack from above. The Whirlwind Kick will take any opponent by surprise—what more can I say?

Chun Li is THE choice!
Nari Mann
Austin, TX



Chun Li is the best street fighter. Her moves are some of the easiest to learn and she is unique, being the only woman fighter. Plus she's fighting for a good reason, to avenge her father. She's a strong fighter and can jump off the wall; an ability no other fighter has. Chun Li is awesome!

Lindsay Johnson
Middlesboro, KY

When our question was asked, SF II Turbo was just becoming available. Now Vega can jump from the side wall with his excellent flying Wall Leap move.

Dhalsim is definitely the best. He's not only the thinnest, he can out-stretch his body and breathe fire.

Adam Grandmaison
Nashua, NH



Who is the best fighter? I don't care! I play against anyone with any player and I obliterate them. I like to use different players that are a challenge to use. A match with me using Chun Li or Blanka is over too soon with me victorious, as usual. So, try using different characters that you've never used before, and master them.

Brian Lambrecht
Elmwood Park, IL

Are there any particular items that you would like to see included in the next Super Power Supplies catalog? More games? More T-shirts? Please let us know!

NINTENDO POWER
PLAYER'S PULSE

P.O. BOX 97033
REDMOND, WA
98073-9733

WRESTLING

WWF SUMMER SLAM CONTEST WINNER

Devin Kennedy, from Portland, Oregon, was selected as the lucky Grand Prize winner of the Player's Poll Contest from Volume 49 The Palace at Auburn Hills, just outside of Detroit, was the location for the WWF's SummerSlam. Televised on Pay-Per-View, the event drew thousands of pro wrestling fans and Devin brought along his mom, Donna, and his cousin, Ian Findley. Part of the prize package included meeting

some of the pro wrestlers and playing WWF Royal Rumble against them. Devin first got in the video ring with Razor Ramon and promptly proceeded to body slam the bruiser without mercy. Tatanka was Devin's next victim. The match was closer, but it was clear that Devin would again emerge from the ring victorious!



Ian and Devin challenged Razor Ramon to a wrestling match, but this isn't quite what they had in mind!



Devin took care of Razor Ramon in no time flat playing L.A.'s WWF Royal Rumble Super NES game! Fortunately, he took his defeat gracefully.

EDITOR'S CORNER

If you've been a Super Power Club member for more than a month, you obviously know that Nintendo Power features the best contests. We give away the biggest and best (not to mention the most exclusive) prizes in our monthly Player's Poll Contest. This month's contest is no different. Have you ever dug up a dinosaur? You can if you send in your Player's Poll card and you're selected as the lucky Grand Prize winner. You'll join the famed paleontologist, Dr. Jack Horner, in Montana on the site of an actual dinosaur excavation! Dr. Horner was a technical advisor for the movie, Jurassic Park. But wait, the great prizes just keep coming! How would you like to be a member of Ivan "The Ironman" Stewart's chase team for the day? BOOF! Learn more about it next month!

Gail Tilden
Editor in Chief

PHONE DIRECTORY

**NINTENDO POWER
SUBSCRIPTIONS &
CONSUMER SERVICE**

1-800-255-3700
(Toll 1-800-422-4281)

Call for service, general assistance or to change your address between 4 a.m. and midnight Pacific time, Monday through Saturday or 8 a.m. and 7 p.m. Sunday. French- and Spanish-speaking representatives are available.

GAME COUNSELING
1-206-685-7529
(Toll 1-800-483-9714)

Call our Game Counselors for help between 8 a.m. and midnight Pacific time, Monday through Saturday or 8 a.m. and 7 p.m. Sunday. It's a long distance, so before you call, be sure to get permission from whoever pays the bill.

**NINTENDO
POWER**

STAFF

Publisher	M. Andrews
Producer in Chief	Miyuki Kato
Editor in Chief	Gail Tilden
Senior Editor	Sam Scharf
Editors	Scott Finkbeiner Leslie Swan Jeff Berke Jon Wheeler Dan Owsen
Editorial Consultants	Howe of Lincoln Peter Miles Pete Rogers James Englehart Tony Horner
Cover Design	Griffin Advertising
Copy Coordinators	Melinda Gehay Theresa Tibbo Lara Sullivan
Director of Production	Tamara Christie Miko Telecki
Producer	Yoshio Tachibana
Project Coordinators	Natsumi Kasano Geoffrey J. Suckack Kari Harvick Eric Toyama
Electronic Progress	Robert A. Bissar David A. Day Steve Spillman
Photographer	Theo Anikoff
Testing Cards	Phil Honeywell
Art Director	Yoshi Okino
Concept & Design	V-Design Yoshi Okino Nobuko Nagano Katsunori Aoshima Wendy Selverston Jeff Howard Sara Miora Rob See Tatsuo Yamai Yoshio Nakai Waki Akase Yuko Yamahata Sei Sato Hiroyuki Ohtaki
Star For Comic Database/Howto	Samurai Josh
Illustrators	Alan Duff Brian Bellinger Nicola Magara Hiroyuki Nakai Jim Fouca Katsuyuki Nomura Kevin Brockachnick Makoto Oguni Gregg Anderson

VOLUME 55 - DECEMBER 1997

Nintendo Power is published by Nintendo of America Inc. in conjunction with Tokuma Shoten Publishing Co., Ltd.

Nintendo Power is published in \$42 per year in the U.S.A. \$54 in Canada only by Nintendo of America Inc. 4025 190th Ave. N.E. Redmond, WA 98052.

© 1997 by Nintendo of America Inc. All rights reserved. Nothing that appears in Nintendo Power may be printed in whole or in part without express written permission from Nintendo of America Inc., copyright owner. Printed in the U.S.A.

Color Separation by De Nippon Printing Co., Ltd.

NINTENDO IS A REGISTERED TRADEMARK OF NINTENDO OF AMERICA, INC. TM & © for games and characters are owned by the companies who market or license those products.



This month Capcom brings the characters from last year's mega-hit movie to the Super NES in a six-stage, one-player action game that captures all of the magic of the legend. Follow Aladdin through the streets of Agrabah and to the Cave of Wonders to meet the Genie. Outstanding animation and excellent play control make it an entertaining game for players of all ages.



From the big screen to your home



According to the legend, Scheherazade, wife of an Arabian king, was sentenced by him to die at dawn, but she eluded death by telling the king a story every night and leaving the ending until the next morning. So eager was he to hear the ending that he allowed dawn to pass without the execution. Finally, after 1,001 nights—and 1,001 tales—the king granted her a reprieve, and thus were spun the tales of the Arabian Nights, Aladdin among them.

The video adventure begins with Jafar sending the ill-fated Gazem into the Cave of Wonders to retrieve the Magic Lamp. The cave, however, swallows him up, roaring that only one person would be allowed to enter. That one chosen person is "a diamond in the rough," a description that fits Aladdin well.



Jafar finds the cave but cannot enter.



Fans of the movie (and who isn't?) will love the way the game captures the feel of the big screen hit.

You can call him Al



The game's opening scene is just like the movie's: Aladdin runs through the streets, accompanied by Abu,

stealing food as the merchants try to nab him. Poor but proud, he is the "Diamond in the Rough" who will one day enter the Cave of Wonders to pick up the Magic Lamp and free the Genie. He has fallen in love with Princess Jasmine, a captive girl he is destined to find. Also in the picture is the greedy vizier, Jafar, who covets the Magic Lamp. Aladdin's ultimate buddy takes him—and trusted companion, Abu—deep into the shadowy and mysterious Palace of Jafar.

ALADDIN



Young and adventurous Aladdin has fallen for Princess Jasmine.

JASMINE



The beautiful princess falls for the "Diamond in the Rough."

JAFAR



The greedy Jafar turns kidnapper and holds Jasmine hostage.

THE GENIE



The Genie who inhabits the lamp grants Aladdin's wishes.

ABU

Where Aladdin goes, Abu follows. He is a trusted but mischievous companion.



THE SULTAN

Following the law of the land, he forbids his daughter to marry a commoner.

Animated Al



Unusually smooth, detailed animation brings Aladdin to life, and he has a variety of great moves that are fun to use. The play control is excellent. He can jump and make fingertip grabs to land on distant ledges. He also runs at different speeds and stops on a dime.

HANG TIME



If you jump toward a ledge, Aladdin will automatically grab it if he's close enough.

FLIP KICK



Press B when you're next to an enemy to make Aladdin knock it out by doing a handspike all its head.

THE GLIDE



Press B while in the air to make the rug pop out like a parachute. Control the glide with R and L.

FRUIT TOSS



Every Apple Aladdin picks up adds ten to his supply. Press the A Button to throw Apples at enemies.

The Marketplace



The game begins on the streets of the mysterious city of Agrabah. Aladdin runs through the Marketplace, stealing whatever food he can find. At his side is his mischievous monkey pal,

Abu. The pair tries to stay one step ahead of trouble, but guards are posted along the way. Aladdin can hop them with a somersault kick or stun them with the Apples he finds in Jars.

STEP RIGHT UP

Watch the windows when you're in the Marketplace. Sometimes men stick their heads out to see what's going on in the street. Time jumps as you can bounce off their heads to reach areas high above.



STAGE 1-1



START

AIR TIME

Use the Bug class to avoid enemies. We don't own anything from Nintendo, so if you're overboard you can avoid potential injuries.



APPLE TOSS

The safest way to make it through the Marketplace is to throw Apples at one man or woman so they don't see the screen. Apple vendors won't wave them off, but they will stop the enemies long enough for you to land somersault kicks.



STAGE 1-2

START



1-UP LAMP

If you rush by here, you'll miss out on a 1-Up Lamp. Instead of peeping over to the next roof, step off the right edge of the building and use the Bug to glide over to the Lamp, then swing off the pipe over to the next building.



1-UP

STAGE 1-3



START

TRAMPOLINE

At the beginning of Screen 1-3, watch the Jari jump up to the ledge, then leap over to the whole enemy on the right. It will flip you to the roof, and you can grab the Gems on your way up.



PLATFORMS

These platforms swing back and forth. To pick up the Gems, hang off the edge. Jump to the next one when it comes into view.



RUG RIDE

Although it looks kind of like a roll of paper, this is the Rug that you use to glide through the air. Jump and press the R Button to use it. It's easy to control, so it makes picking up Gems a piece of cake.



MAGIC LAMP

Put yourself up to the third ledge to snag the 1-Up Lamp. It automatically adds another life to your meter. You'll often find the Lamps in hard-to-reach places or spots that aren't visible.



TO 1-2

HEART

The red Orb in the Treasure Chest instantly adds a Heart to your energy meter.



TO 1-3

BONUS SCARAB



Several Treasure Chests in the game hold Scarabs. If you open the chest and lose the Scarab and catch it, the Scarab will show up at the end of the stage and let you play the Bonus Game. You might win extra Hearts, Lives or Continues.

ON THE ROPES

Aladdin pulls a silk rope in this game. After leading the enemy with the bow and arrow, jump up and grab the cloth that's hanging over the rope above. You'll slide down the rope over the gap and end the enemy at the end. Hop to the ledges on the right to repeat the move on the second rope.



TO 1-4

SWINGIN'

Another way to beat up the bad guys is to hang from the wall, jump and kick them as you swing forward. One kick is all it takes to get rid of them, and they'll often walk right into you.



STOP THE SCIMITAR



A big bully with a scimitar is menacing Jasmine. Stand either to the left of the sword or on top of the post with Ali. Wait until he swings his sword behind his head, then jump before he draws it down. Roll by into a cove after you're hurt. Ali, seen as he keeps jump signs.



The Cave of Wonders



After escaping from Agrabah with Jasmine, Aladdin is seized by her father's guards and imprisoned in the palace dungeon. There he is approached by an old man who promises to free

him if he will retrieve the treasure from the Cave of Wonders. Not knowing that the old man is actually Jafar in disguise, Aladdin quickly agrees and departs for the cave, eager to be free.

STAGE 2-1

START

GATHER GEMS

You can either throw apples of the chandeliers to break off their legs or swing across to the other side breaking them off as you go. Once the legs have fallen you can jump onto them to grab the Gems.



STAGE 2-2

START

BAT TRICK

Bounce off the Bat in fly high enough to reach the red Gem.



HANG ON

Grab the rope and hang on until the stone gate retreats. Drop onto the next raft and land on its right side to go under the gate.



STAGE 3-1

START

MAGIC CARPET RIDE

Now you can do more than watch the Flying Carpet—you'll help us and ride it through the fast-scrolling stage. Direct the Carpet up and down to avoid the ceiling and waves of lava that rise and fall, but keep moving. If you slow down, the lava will reach you off the Carpet.



TO A

A

STAGE 3-2

START

A

GET A LIFE

Use the Bat here to spring up to the ledge on the left. Then swing across to the 7-Up kiosk on the right ledge. If you miss the last ledge you try bouncing off the Bat, swing back to the left a couple of screens. When you start, another Bat will appear.



MEET THE MAGIC CARPET

When you reach the end of Stage 2-1, Abu tells you to jump off the ledge. You'll land in the sandy cave below. Walk to the right, avoiding the skeletons that emerge from the sand, until you find the Magic Carpet.



ADD A HEART



Don't mess out on an extra Heart. Diny down through either the gap or the next one and land on a net. Ride the net all the way to the right, pick up the Heart. Then slip over the rails to the stairs that lead back up to the wall.

STONES

If you believe you'll hear great stone drop and roll towards you. You can either jump them or knock all the edge of the ledges and let them roll by overhead.



1-UP

A Bat flies in quickly from the right here. Either jump off the ledge to catch it or knock quickly and prepare to throw an Apple at it.



DOUBLE JUMP

It's hard to make the quick jumps here, so you'll need to move slow. If you use the Rag, you can slow things down and land more precisely.



TO 3-1

LEVEL OFF

Steady as she goes! Level off here and stay tight to the ceiling to avoid the rising tide of lava. There's a long way yet to go—don't lose it here.



TO A

TO 3-2

Inside the Genie's Lamp



Aladdin is in for a real adventure when the Genie invites him into his Lamp. Inside, he finds a fanciful world with hilly clouds and hobbling balloons. The Genie, all decked out in

his finest tux, appears suddenly from time to time to help Aladdin get through tough spots. There are few enemies to avoid, so this stage is one of the easiest ones to complete.

START

STAGE

4-1

BALLOON BOP

Wait for balloons to rise from the pits and use them to slip across to the right. You can also grab the rings on the Balloon strings and hang them from



FLY HIGH

Time it right. If you jump on the balloons before it's high enough you'll fall into the gap. If you wait too long, you'll be impaled on the ceiling spikes.



STAGE

4-2

START

STAGE
4-3

SPRING UP

This is the first vertically scrolling stage in the game. In the lower portion, four like tongues snake out from the walls. Jump from tongue to tongue before they retract back into the wall. In the upper area, bounce on the springs to get a lift as you avoid the flying pits.



MORE TO COME

The remainder of Stage 3 takes Aladdin through the rest of the Genie's Lamp. Don't rest on the beds with faces. They begin to slip as soon as you land on them. There are also several pits on the walls to avoid.



GENIE'S HELPING HAND

When you reach this point, there are no more ledges to jump to. Pause at the ledge and wait for the Genie to show up with his magic wand. He'll conjure up more clouds or catch for you to use as steps across to the next platform.



SWING TIME

When you jump from this point, it's a little bit difficult to tell what you're supposed to do next. There are pegs at the bottom of cables on the right. Take a jump and swing from one to the next and then to the end of the stage.



ALADDIN

TO 4-2

SOMERSAULTS

Timing is critical here. The jumps aren't very far apart, so you'll have to somersaults from place to place. You have to wait for a balloon to appear to make the last jump.



BREAK THE POT

Before you jump over to the pegs, smash the flying pot so it won't knock you out of the air before you can get hold of the peg.



TO 4-3

THE LATER STAGES

There are three more stages to complete before Aladdin's adventure draws to a close. When he leaves the Genie's

Lamp, Aladdin learns that Abu has gotten himself lost in an ancient Pyramid. He can't leave his pal on his lonesome, so he traces his path to find him.

THE PYRAMID

The Pyramid is an ancient and mysterious maze. Slipping sliding waves of sand make the footing unstable and birds quickly emerge from the sand to attack. In some areas, Aladdin must swing from crawling chains to reach safety. When you're ready, head for the Treasure Room, of course.



JAFAR'S PALACE

When Jafar takes the Magic Lamp and Jasmine, Aladdin has no choice. He must enter Jafar's Palace to save his sweetheart and recover the Lamp. The palace is packed with bewitching guests and other perilous obstacles. When he finally does track Jafar down, he's on for the light of his life.



THE BONUS STAGE

Before returning to Agrabah, Aladdin becomes a prince by way of a wish, and he and Jasmine take a wonderful flight aboard the Flying Carpet. Here, they collect as many gems as they can as the beautiful city scenes swirl by in the background.



NINTENDO POWER
SPORTS SCENE
EXTRA

Stanley Cup

Quest for the Stanley Cup!

The quest to win the Grail of professional ice hockey, the Stanley Cup, begins again in *NHL Stanley Cup* from Nintendo!

© 1993 SouthPeak Software. Licensed exclusively to Nintendo. The NHL, NHL shield, NHL team names and logos and Stanley Cup are registered trademarks of NHL, St. Louis, Inc. © NHL, 1993. The Nintendo Video Game is an Officially Licensed Product of the National Hockey League.

Live the Season!

What's it like to play 84 grueling, physically demanding, full-contact, high-speed games of hockey in a year? NHL Stanley Cup puts you on the ice, in the player's skates, so you can find out! The only hockey game that uses Mode 7 to create a full 360 degree view of the rink, NHL Stanley Cup is about as close as you can get to actually being there. You'll make the same decisions a real NHL hockey player does; take the same shots, make the same passes, set up the same plays, and give (and take) the same thunderous hits! NHL Stanley Cup is a full feature hockey game with loads of options. You can play against another player or the computer in a full season or single exhibition game. However you play, the on ice action has never been faster or more challenging!



NHL STANLEY CUP VERSUS . . .

How does NHL Stanley Cup stack up against the recent crop of video hockey games? Let's take a look.

Brett Hull

Accolade's first NHL hockey game has real player names, but no NHL names. If McLean's view with the player close to you, there's nothing on a full wall.



OPTIONS

INSTANT REPLAY

With the puck reaching speeds of 100 miles per hour, blink and you might miss some action! Use the instant replay feature to review all your great goals, sweet passes and awesome body checks!



LINE CHANGES

You can substitute different "lines," or teams of players, as your guys get tired. Changing your lines strategically becomes important when you play a full game with grueling 20 minute periods.



SPORTSCASTER STAT REPORT

Between periods, and after the game, the Nintendo Sportscaster will wrap up the stats. In the full season mode, your stats will be saved over the course of the 84 games, and into the playoffs, if you make it!



PENALTIES

The penalties of real NHL ice hockey are here: roughing, high-sticking, cross checking, and many more. If the refs catch you playing dirty, be prepared to spend some time in the penalty box!



Super Slap Shot

Victor's Super Slap Shot has lots of stats, but so real players or teams. The action and player art are cartoon-like.



TECH TALK

SKATE AND SCROLL

Mode 7 has been used very effectively in NHL Stanley Cup to provide a realistic view of the hockey rink. On this 3-D rink, the action can rotate and scroll to show the view from any possible position, as if you were actually there!



It's as close to virtual hockey reality as you're going to get!



From the blue line to behind the net, the viewpoint changes to show you what an actual player would see.

REALISTICALLY RENDERED PLAYERS!

To create the large, detailed, and realistic players in NHL Stanley Cup, the developers of the game, Sculptured Software, used footage of actual hockey players to guide their designers. The artists took frames from the film and duplicated them in a computer paint program. The result is super realistic animation!



The technique of using actual footage as a guide to animation is also used by some cartoon animators.

Players from the International Hockey League Salt Lake Golden Eagles were filmed as models for the players.



NHL '94

Electronic Art's newest incarnation in their hockey series has both real players and NHL teams. Game play is much the same as previous versions: small players and no full season.



EASTERN CONFERENCE™

NORTHEAST DIVISION

	Boston Bruins®		
	Offense	★★★★	
	Skating	★★★★	
	Defense	★★★★	
	Goals	★★★★	
	Buffalo Sabres®		
	Offense	★★★★	
	Skating	★★★★	
	Defense	★★	
	Goals	★★★★	
	Hartford Whalers®		
	Offense	★★	
	Skating	★★★	
	Defense	★★	
	Goals	★★	
	Montreal Canadiens®		
	Offense	★★★★	
	Skating	★★★★	
	Defense	★★★★	
	Goals	★★★★	
	Ottawa Senators™		
	Offense	★★	
	Skating	★★	
	Defense	★★	
	Goals	★★	
	Pittsburgh Penguins		
	Offense	★★★★	
	Skating	★★★★	
	Defense	★★★★	
	Goals	★★★★	
	Quebec Nordiques®		
	Offense	★★★★	
	Skating	★★★	
	Defense	★★	
	Goals	★★★	

COACH'S PLAY

SLAP SHOT

The slap shot is fast and powerful, but takes a little time to set up. Players' accuracy with the slap shot may vary. The best slap shot in the game belongs to St. Louis Blues #16.



WRIST SHOT

Fast and accurate, the wrist shot is best used as close to the net as possible. Scoring wizards like Buffalo #89 and Pittsburgh #66 are the best with this shot.



BREAKAWAY!

The most exciting play in hockey is the breakaway, where a single player goes up against the opposing goalie. Don't hit a player who has an open course to the goal!



HOCKEY HINTS

Each team has at least one "Star" player. Among the best are Pittsburgh #66, Toronto #93, Buffalo #89 and Detroit #19.

BOOK: OFFENSE

CENTER THE PUCK!

A standard play in hockey is to carry the puck down the side of the rink, and then attempt to pass it to a player in the center of the rink, in front of the goal, for a shot.



PASS IT BACK

If there isn't an open path into the opposing team's zone, pass the puck back and take another look at the play. Taking the puck through traffic is a good way to lose it.



TAKE HIGH PERCENTAGE SHOTS!

Shooting straight at the goalie is usually not a good idea, as the puck will just bounce off his pads. Try shooting from an angle and use the Control Pad to aim the puck.



HOCKEY HINTS

The best goalies in the game are Montreal #33, Pittsburgh #35 and Chicago #30. If you score against them, consider yourself a pro!

EASTERN CONFERENCE™

ATLANTIC DIVISION

	Florida Panthers™		
	Offense	★★★	
	Skating	★★	
	Defense	★★★	
Goalie	★★★		

	New Jersey Devils®		
	Offense	★★★	
	Skating	★★	
	Defense	★★★	
Goalie	★★		

	New York Islanders®		
	Offense	★★★	
	Skating	★★★★	
	Defense	★★★	
Goalie	★★★		

	New York Rangers®		
	Offense	★★★	
	Skating	★★★	
	Defense	★★	
Goalie	★★★		

	Philadelphia Flyers®		
	Offense	★★★	
	Skating	★★	
	Defense	★★	
Goalie	★★		

	Washington Capitals		
	Offense	★★★	
	Skating	★★	
	Defense	★★★	
Goalie	★★		

	Tampa Bay Lightning®		
	Offense	★★★	
	Skating	★★	
	Defense	★★★	
Goalie	★★★		



WESTERN CONFERENCE™ CENTRAL DIVISION

Chicago Blackhawks



Offense	★★★★
Skating	★★★★
Defense	★★★★
Goalie	★★★★



Dallas Stars™



Offense	★★★★
Skating	★★★
Defense	★★★
Goalie	★★★★



Detroit Red Wings®



Offense	★★★★
Skating	★★★★
Defense	★★★★
Goalie	★★★★



St. Louis Blues®



Offense	★★★★
Skating	★★★
Defense	★★★
Goalie	★★★★



Toronto Maple Leafs®



Offense	★★★★
Skating	★★★★
Defense	★★★★
Goalie	★★★★



Winnipeg Jets®



Offense	★★★★
Skating	★★★
Defense	★★★
Goalie	★★★



COACH'S CORN

HIP CHECK

The hip check is aimed at throwing your opponent for a spill on the ice. Although it's a little more difficult to do than a shoulder check, it is very powerful!



SHOULDER CHECK

A well-placed shoulder check will send the puck handler sprawling onto the ice. It can also send you to the penalty box! Use the shoulder check sparingly to avoid penalties!



POKE CHECK

The best way to steal the puck from an opponent is to use this stick check. Once the puck is loose, chase it down and take possession!



HOCKEY HINTS

If you are down a man because of a penalty you won't be called for icing.



ER: DEFENSE

DON'T PLAY CATCH-UP!

As soon as your opponent gets the puck, think about setting up your defense! Press the A Button to gain control of the defender and meet the puck handler as he enters your zone.



DUMP THE PUCK!

Press the X Button to dump the puck in the direction you are facing. Use this to waste time off the clock or wear down your opponent. This isn't a good shot unless the goal is empty.



GOALIE CHALLENGE!

It can be risky to take manual control of your goalie. On a breakaway, however, you can bring the goalie out to challenge the attacking player and knock him out before he takes his shot.



Press the R Button to look as the goalie about the puck to win the face off.



Some players are taller at the top of their sticks.

WESTERN CONFERENCE™ PACIFIC DIVISION

Mighty Ducks of Anaheim™



Offense	★★
Skating	★★★
Defense	★★
Goalie	★★



Calgary Flames®



Offense	★★★
Skating	★★★★
Defense	★★★★
Goalie	★★★★



Edmonton Oilers®



Offense	★★
Skating	★★★
Defense	★★
Goalie	★★



Los Angeles Kings®



Offense	★★★★
Skating	★★★★★
Defense	★★★★
Goalie	★★★★



San Jose Sharks®



Offense	★★
Skating	★★
Defense	★★
Goalie	★★



Vancouver Canucks®



Offense	★★★★
Skating	★★★★★
Defense	★★★★
Goalie	★★★



Clay Fighter™

1993 Interplay Productions
1993 Visual Concepts



Cozing from a cesspool of radioactive clay, the remnants of a huge meteor form a cast of hilarious malleable characters—the Clay Fighters! The meteor struck right in the heart of Playland, once a thriving circus and amusement park. Now known as Clayland, the park apparently isn't big enough for all of the comical Clay Fighters. Interplay's game is actually a breath of fresh air amidst the recent onslaught of street fighting games. Each comical character has the ability to make you laugh and your opponent cry in his or her own special way!

WILD!



WACKY!!!

WEIRD!!

CLAYLAND

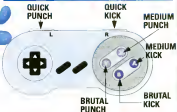
CLAY FIGHTER

Muddville's Playland was instantaneously transformed into Clayland when the suspicious purple meteor struck and contaminated the whole place with toxic goo and clay devastation. The place went from being an out-of-business amusement park to an out-of-business amusement park with clay figures beating up on one another! Each fighter has staked out his or her own claim on Clayland and has built it up to suit his or her own needs. There's no telling who will wind up claiming all of the sections of Clayland. It will remain a mystery until you decide the outcome!



FIGHTING FUNCTIONS

Most street fighting games have an option that allows you to rearrange the Controller functions. The configuration outlined on the diagrams to the right is our recommended setup for maximum playing efficiency. The most important thing to remember is to use the configuration that works best for you. Experiment!



LIMBS OF CLAY

The Kicks and Punches that the Clay Fighters throw range from Quick to Brutal. Quick Kicks and Punches won't do much damage, but because they are quick, you can land several in a short period of time. Brutal Kicks and Punches do the most damage, but can not be thrown repeatedly.



CLOSE ATTACKS

Close attacks vary slightly from normal hitting and punching attack moves. The combination of moves that you can put together at close range differs too. At first glance, it may look like the larger fighters may have an unfair advantage over some of the smaller fighters. This is not necessarily true. All of the fighters are fairly evenly matched as the amount of damage they can dish out at close range



CLAY TOSSES

Tosses, or throw moves, vary from one fighter to the next. Most fighters have the ability to do a throw move, but it depends on the situation that they find themselves in. Throw moves require that you be near your rival. If you can't reach him, you can't throw him! In experiments with these types of attacks, you may want to choose the Hit, Move and Light against a rival that has no one controlling the character.



CLAY SHAPING

Held moves are similar to throw moves in the fact that you have to be close to your opponent to pull them off. When you grab your rival, try to squeeze the clay right out of their plastic playmates. Most of the moves are very funny to watch. The character's hold moves makes his opponent wobble his body and squeeze him that way. Borker pays tribute to the Three Stooges and delivers repetitive eye pokes.



BAD MR. FROSTY



If Bad Mr. Frosty has his way and wins the Clay Fighter tournament, things will get mighty chilly around Clayland. He thrives in sub-zero temperatures. The colder the better. He's bad, he's cool, he's no one's fool. And he shows no mercy whatsoever in battle. Bad M.F. has more bulk than the average Clay Fighter, but that doesn't seem to slow him down!

SNOW BALL

Press Away from your opponent for about two seconds and then press Toward plus any of the Punch Buttons to do the Snow Ball move.



SHOULDER CHARGE

The Shoulder Charge is executed the same way as the Snow Ball attack but the opponent is held away for two seconds. It's a very quick move!



SNOW SLIDE

Press Down, Down/Toward and then Toward plus any Kick Button to quickly slide into or under your shape-shifting rival. Score a hit!



LIKES Snow
HATES Fire
WANTS Winter
JOB Snowplow
MOTTO: "CHILL!"

TAFY



Tafy resembles Gummy in many ways. If any of the Clay Fighters knows how to elongate their elastic limbs to increase their fighting efficiency, it's Tafy. Although very thin and rather unassuming in stature, Tafy has some fierce moves and will more than likely be a top contender for the King of the Circus title.



LIKES Bananas
HATES Donuts
WANTS Candy
JOB Candywhisk
MOTTO: "Stretch!"

TAFY WHACK PUNCH

Tap Away twice then press Toward plus any Punch Button for the Tuffy Whack. This move has surprising power and moves quite fast.



CRUNCH PUNCH

Press the Control Pad Away for two seconds and then press Toward plus any Punch Button to execute a long double punch attack. If done right your opponent will be sandwiched by the upper and lower punches.



FROZEN FIST

To execute the Frozen Fist special attack, move just like the Snow Slide, but end up pressing a Punch Button instead of a Kick Button.



TAFFY WHACK KICK

The Taffy Whack can also be used with a Kick instead of a Punch. Use one or the other depending on your current battle situation.



TAFFY TORNADO

Wind him up and watch him go! Press Away and then hit the Control Pad down and forward your opponent and press any Punch Button.



TINY

T

iny prides himself on being very muscular. We think it's just creative clay placement, though.

Either way, Tony is certainly a force to be reckoned with. His moves, while somewhat limited in comparison to other fighters, are very powerful. Tony's ability to come from behind and win is legendary with the Clay Fighting elite.

COLISEUM



LIVES: 5
HATES: Wings
WANTS: Fights
JOB: Fighting
MOTTO: "Destroy"

SUCKER PUNCH

A long left jab will occur if you press Down, Down-Foward and then Forward plus any Punch Button. Reverse the motion for a right jab.



QUICK PUNCH LEAP

They can sometimes score two quick hits if you press Up/Foward plus Quick Punch. You can use this move to counter special attacks.



MEDICINE BALL

Depending on which Punch Button is pressed, the Medicine Ball spins toward your rival if you press Away and then Forward plus Punch.



FLYING MEDICINE BALL

A Medicine Ball of a different variety occurs after you press and hold Enter for two seconds and then press Up plus any Kick Button.



CLAY FIGHTER



BLUE SUEDE GOO



LIKES Music
HATES Beluga
WANTS Guitar
JOB Musician
MOTTO "Oh Baby"

H

It's not the first Elvis impersonator to show up in a video game, but Blue Suede Goo probably has the most personality and talent. He's also the most conceited, thinking he's the real King. He spends far too much time with his hair.

HAIR BLADE

Press Down, Down/Up and then A and press any Punch Button to send Goo's oily mane flying toward you. Use! Split some clay hair!



HUMMING ATTACK

The Humming Attack sends a deadly whirring note flying toward you. Opponent: Press Down, Down/Toward and Y and then press any Punch Button.



BELLY BUCK

At close range, Blue Suede Goo can thrust his guitar belly toward his opponent if you press the Button designated as Medium Kick.



ICKYBOOD
 CLAY

P

Clayland's resident ghost also inherited the supernatural powers of clay when the meteor hit. Now Clayland's ethereal spook is scaring the daylight out of his rival Clay Fighters. Equipped with only a ragged sheet and a jack-o-lantern head, Ickybood Clay fights for the undead.



HAUNTED HOUSE

LIKES Night
HATES Day
WANTS Night
JOB Fright
MOTTO "Boo"

ECTO PUNCH

Ickybood's powerful punch is executed by pressing Forward, Down, then Down/Toward plus any Punch Button. Use it against pesky attacks.



TELEPORT

Ickybood's Teleport is a good move to use to evade an attack. With no recommended Controller configurations. Press Down then Y plus B to move right. Press Down then L plus B or Y plus A to move left.



ROCK 'N ROLL THROW

Another move only possible at close range. Bob's throw can be accompanied by moving in and pressing the Round Kick Button.



ECTO BALL

The power-blazing hybrid unleashes a ball of ectoplasmic energy if you press Down/Down/Toward then Toward plus any Punch Button.



PUMPKIN BUTT

A dynamic move. Ickybald rears head first toward his rival if you press Away for two seconds then press Toward plus any Punch Button.



CLAY FIGHTER

BLOB

Purely evil and highly intelligent, Blob believes that he (it) is the true essence of clay and therefore knows that he will eventually emerge as the King of the Circus. Unbeknownst to him, he's really made up of the remnants, dregs if you will, that were left over from the meteor. Obviously, the versatile gojitsu fighting technique fits him very well. Blob can take on many shapes.

LIKES: Clay
HATES: Hit
WANTS: Clay
JOB: Claymaker
MOJO: "Daanck!"

CLAY SPIT

"It's cool!" Press Down/Down/Toward and then Toward plus any Punch Button to make Blob hark a large ball of clay toward his rival.



CLAY STOMP

Taking the form of a giant foot, Blob kicks clay if you press Down plus Strife Kick. You can score two hits if you're close enough.



CLAY BLADE

The one-hurl! Pressing Away for two seconds and then pressing Toward plus any Punch Button causes Blob to assume the shape of a saw. Melt and slice toward his rival.



ROLLING CLAY PUNCH

Bob can coil himself up, spring forward and score several hits if you press Down/Down/Away and Aaah plus any Punch Button. The Rolling Clay Punch is best used in your opponent's moment and is performed against the side wall.



BLOB'S WORLD



BONKER



Bonker was once a friendly circus clown, but when the meteor hit, he was caught by the blast of clay and was transformed into a Clay Fighter. He couldn't bring himself to leave Playland, even after it had gone out of business. Ultra-confident, Bonker uses the same clown tricks that used to make people laugh to fight off the other clay combatants. Bonker is a very "active" fighter. He is quick and uses many different moves.

LIKES: Puff
HATES: Crying
WANTS: Eucalypt
JOB: Clowning
MOTTO: "Puff"

FLYING PIE

Press Down, Down/Toward and then Toward plus any Punch Button for the Flying Pie move. A clay pie will be hurled at your opponent.

This move is best applied out in your opponent's descending fall, so they won't be able to avoid the attack.



CUTTING CARTWHEEL

Press Away for two seconds and then press Toward plus any Punch Button to make Bonker spin toward his rival in cartwheel fashion.



BONKER BUMP

If you are under attack while descending from a jump, press Up plus any Kick Button to make Bonker jump again before landing.



HELVICA

The title of Valkyrie was given to Helga by the Norse god Odin. Valkyrie designates a maiden who transports souls of slain warriors to Valhalla. Heck with that! Helga has her own mission: to slay some major clay! A warrior of the robust variety, Helga loves to use her impressive grith, especially during her Valkyrie Ride attack.



LIKES: Puff
HATES: Sabel
WANTS: Cookies
JOB: Singer
MOTTO: "Est!ff!"

VIKING RAM

Pressing Down, Down/Toward and then Toward plus any Punch Button causes Helga to fly into the air and spin as if she's a pig on a rot. Her spiked helmet does damage as she crashes into her rival.



VALKYRIE RIDE

Hold Away for two seconds, roll the Control Pad down and around Toward your rival and press any Kick Button to do the Valkyrie Ride.



SPINNING PIE

A variation of the Flying Pie attack, the Spinning Pie move sends a clay missile flying toward Bobber's unsuspecting rival at a low level. Instead of using a Punch at the end of the move, press any Kick Button at the end of the Spinning Pie attack.



SINGING ATTACK

This move is just like the Railway Ride, but instead of a Punch Button, press any Kick Button at the end of the Controller motion.



ELBOW DROP

Press Down, Down, Forward and then Forward plus any of the Kick Buttons to do the powerful Stone Drop move. Use it only at close range.



CLAY FIGHTER

THE MAKING OF CLAY FIGHTER

The mystery is solved! The Clay Fighters didn't really come from meteor remains, they were created in an art studio! Kinda blows the whole mystique, huh? Well, anyway, we thought you'd enjoy seeing behind the scenes, into the virtual gruntworks of how Clay Fighter came to be. Interplay worked closely with Visual Concepts to produce the game, but Danger Productions, a growing company in Brea, California,

was responsible for the modeling of the Clay Fighter characters. On the other hand, a character like Blob could be molded out of a simpler type of clay. Initially, ideas were



CLAY MAKING

tossed around about what kind of characters should be in the game. It finally came down to eight main clay competitors. Some characters required more modeling than others to capture all of their planned movements. There were approximately 70 different Blob models made! The actual process of constructing the characters and capturing their various



DETAILS, DETAILS

positions in digital form took only a few months, but the real work came in translating those images into the moving characters you see kicking clay in the video game. A video camera routed through an Amiga computer running a graphics editor program captured the images digitally. Those images were combined and animated so the moves could all flow together. All the work was worth it—the animations really lend themselves to the game play!

positions in digital form took only a few months, but the real work came in translating those images into the moving characters you see kicking clay in the video game. A video camera routed through an Amiga computer running a graphics editor program captured the images digitally. Those images were combined and animated so the moves could all flow together. All the work was worth it—the animations really lend themselves to the game play!



CAPTURING IMAGES

FREEZE FRAME!





Daffy Duck™

THE MARVIN MISSIONS



DUCK DODGERS TO THE RESCUE!

Saving the galaxy from Marvin the Martian is hard, but Daffy Duck is determined to do it. Sunsoft has made the jump from cartoons to video games a short one with this Super NES adventure. Using

ACME weapons, Daffy will need your help getting out of some pretty feathery situations. You must rescue galactic ambassadors, stop waves of instant Martians, and destroy the P-38 Space Modulator. These challenges await the greatest super hero in the world, Duck Dodgers!

PRETTY COOL



Crisp graphics and sound make Daffy Duck: The Marvin Missions feel like you're playing a cartoon! With so many stages to capsize on foot and by way of your Jet Pack, this game is hours of fun. Throw in five weapons and lots of hidden items to ensure enjoyment for players of all skill levels. You face enemies all through this space-blasting adventure that are straight out of some of Daffy and Marvin the Martian's greatest cartoon adventures.



ACME WEAPONS SHOP

You'll need weapons to defeat the fiendish Marvin the Martian, so why not use the best? That means ACME brand weapons. (Didn't Wile E. Coyote have some problems with ACME products?). Here at the

weapons shop you can buy anything you need, from weapon Power-Ups to extra lives and Continues. Remember, the more expensive an item is, the better it is for you, so spend your money wisely!



FREEZE GUN

Give an alien a cold shower with this gun. It'll stop 'em in their tracks. Watch out, they thaw out quick.



ELECTRICITY GUN

What a shock! This gun will do really heavy damage, but don't count on hitting everything that you aim at. DUCK!



THREE WAY GUN

Next to the Anti-Matter gun, it's the best gun ACME makes. Three shots at once make enemies very easy to dispatch.



BOMB GUN

Do heavy damage to waddling Martians by shooting these bombs at them. CAUTION: The bombs can bounce back and hurt you.



ANTI-MATTER GUN

It sounds good, it is good! This is the best gun money can buy. Use it when you come face-to-face with Marvin.



FUEL

Something that every flying duck needs! Fill your tank every time you visit the ACME Weapons Shop. Happy flying!



NUTTY ATTACK

Waf! Waf! Fly around the room in a blob of feet and feathers, doing heavy damage to all that get in your way.



CONTINUE GEM

This gem is worth its weight in gold and hard to find. If you can't find them, buy them at the ACME Weapons Shop.



EXTRA LIFE

The most expensive item ACME carries. A good purchase when you can't find any Continues and you're low on lives.



ATTACK TIPS

The indubitable Duck Dodgers has a bunch of weapons at his disposal, which there are a lot of different methods to defeat the minions of Marvin the Martian. Here are the basic tactics that will help you put an end to his evil doings. The shield is

an indispensable tool when fighting the big green aliens. It blocks most alien shots and lava rocks, too! If you're low on lives and surrounded by bad guys, use the Nutty Attack. Though fow and fir between, this attack will get rid of the bad guys in a flurry of feet and feathers. Good Luck!

GUN FORCE DUCK & SHOOT

Anytime you fire a gun, watch where you are standing! The force of the shot will push Daffy off cliffs and into lava pits. This can be helpful when you are trying to guide Daffy through tough jumps and small gaps.



While standing next to the overhang, Daffy should lean away from the ledge. After jumping up for your Blaster to be scooped back onto the ledge.



When you duck down and shoot you will end up in a sitting position. This is a good stance to block the alien fire, as most shots will go right over your head.






WHERE THERE'S DUCK THERE'S FIRE

Our first mission finds Duck Dodgers on the planet of Magma searching for Marvin and the abducted ambassadors. Watch out for the

scorching lava pools and flying lava rocks. On this planet, cacti pack a real punch and there are even bad guys hiding in the walls. Your Jet Pack and Shield are going to see lots of action in this vacation hot spot.



HIDDEN STUFF

The key to this area is finding all the hidden items. There are cardboard boxes, money and weapons to be found. Use your Jet Pack wisely to reach the hard to find items.

SAVE FUEL

Conserve fuel on your way over the top here. If you are low on fuel when you return, grab the fuel can on the ledge to keep going.



CONTINUE GATE

These gates mark your progress through out each level. Be sure to ensure that you don't go back to the start when you get defeated later in the level.

PART TWO

Welcome to the main area of the resort. Martians have overrun the place and are hiding in the hallways. Marvin is holding some hostages in the sub-basement, so

go down the elevators to save them. Be sure to explore all the passageways to find the many Items that have been left behind by the fleeing guests.

WAIT AND RIDE

Now at Lava Lakes Pleasure Beach they don't have any sharks, they have the best always around. But Marvin the Martian has taken the place over. It's best to use the elevators rather than your Jet Pack to get around. To defeat Martians standing around the elevators, just shoot at them while riding the lift up and down. The other guests left a number of volcano items in the elevator shafts on their way out, so be on the lookout.



MANY ITEMS

Throughout this section of the game there are Power-Ups and other items to be found. Be sure to explore every level of the hotel to find all the goodies that have been left behind. There is a Juice Glass at the top of the first elevator - can you make it that far?



PART ONE

DAFFY DUCK:
THE MARVIN MISSIONS

Welcome to the fabulous resort planet of Magma, where the cool people come to heat things up! You need to work your way upward to the right to find the entrance to the amazing Lava Lakes Pleasure Resort. Among the items that are hidden here in the first area are: a continue gem, an extra life, and some moneybags. Keep in mind that your primary goal is to rescue the ambassadors.



END




BATTLE ON

Looks like the Martians have you surrounded! Blast these two green enemies and you'll get onto the hotel where Marvin is hiding. The Truss Gun will be useful in this fight, keeping you from becoming the main course at a Martian feast. Use your Shield and Glider since you can't fly here.



SECRET PASSAGES

The passages are hidden in the walls, just like in South Valley Rally. Jump up and press towards the wall to find these hidden wonders.



END



20,000 MARTIANS UNDER THE SEA

If it's wet and muggy, it must be planet Aquarion-4. Marvin has millions of instant Martians (just add water) that he plans to unleash on the galaxy. It is a good thing that Duffy's a duck, there's

loads of swimming on this planet. The Jet Pack works in water so be sure to top off the tanks before diving in. Since you're in a water world, the movement is a little weird. The fish here aren't exactly friendly, they want Duffy for dinner!




PART TWO



WE

The water and bubbles are your friend, the best to use as

Welcome to the ocean on Aquarion-4. Moving around in the water is strange, all your actions will be exaggerated so be very careful. Watch for angry fish and scuba diving Martians who really want you to stay down here. Your Jet Pack will be a big help down here as well.



enp

GEAR UP

Is it really that heavy for Duffy? The Gear Box is here to crash his bumper than a powered pacemaker. The main gear is right in the middle and set really high. For straight up at the top gear to stop the walls from closing in. Shoving the walls will do no good. The best puts in hand of this point are the Anti-Matter Gun and the Electricity Gun. Just keep shooting as fast as you can!



BUBBLE BONUS

These bubbles are a big help, but they can be so in order to make some of the higher cliffs, you can use the bubbles to your benefit. Watch out, though bubbles are coming out of a long pit, don't fall in your trap by pressing START to see where you go, and the bubbles should help.



PART ONE

Marvin has a bad motor scooter and he is trying to stop you with his gang of instant Martians. Watch for the mines and use the Jet Peck to miss the pesky green guys. The big spikes work as a ladder for climbing the walls!



In order to reach the finishing progress, you have to take in all the items in the level. The Jet Peck is a very useful item but be sure you are not using it too many of

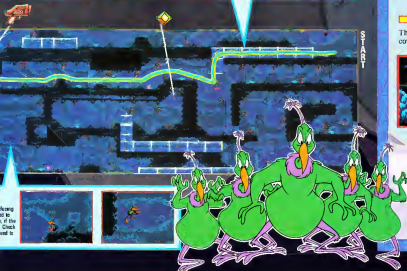
WARD MOVEMENT

is helpful in making big jumps and high flying fish. When you are away from where you want to fire your Blaster to get a little far landing spot. This same can be used on bad guys as well.



SEA SURPRISE

CAUTION These tunnels can be very dangerous. Blowfish hide in them and can make a quick lunch of Daffy. Stop every few steps and blast away to soften these guys up.



Using
ed to
of the
Check
well to

The
con

Sh-ef-er-1



MINING

As you descend, Marvin has put a mine on the water. These are on the surface so Duffy makes better when the mine is at. There are all do mine to go to let no this.



DRAGON FIRE

This two-headed monster is nothing but trouble for our hero. The two heads alternate blowing wind and fire to confuse and hurt Duffy. The easiest way to get under this dragon's skin is to use the Electricity Gun. You will take some damage, but if you are careful, it shouldn't be enough to finish you off. Stand on the far left and shoot at the dragon head as it passes over you, and don't worry about the other head. By defeating one head you finish off the body as well.



BUT WAIT... THERE'S MORE

There are more places in this game than we could ever here. To finish off the second mission, make sure that your Jet Pack has a full Fuel bar and that you have a lot of the high-powered weapons. The rest of the missions are quite

an adventure. You'll be sent to the ice planet of Zeus-3, where the ground is very slick, to rescue Earth's biggest brain, Dr. IQ High. Then you travel to the jungle planet of Amazonius to stop Marvin's Shrinking Ray. The final mission is the destruction of the infamous P-38 Space Modulator. Do you have what it takes to help Duck Dodgers save the world as we know it?!



NINTENDO
POWER

MEGA MAN X™

COMING SOON TO
YOUR SUPER NES
FROM CAPCOM



ZERO

ZERO



**MEGA MAN
X**

Storm Eagle



**NINTENDO
POWER**

MEGA MAN X

COMING SOON TO
YOUR SUPER NES
FROM CAPCOM

ZERO



**MEGA MAN
X**

Dr. Wily
The Evil Genius



SIGMA

General Trooper



Shield Trooper



Flame Trooper



Thunder Trooper



Spook Master



© CAPCOM CO., LTD. 1999
© CAPCOM U.S.A., INC. 1999

Stung Chameleon



SIGMA



Launch Octopus



Amalgam Anemolite



Chik'Dragon



Bronze Bullwamp



Flame Mammoth




Spark Mandrill



PART THREE

You have now reached the deepest sub-basement of the resort. Marvin can't be far away now. There are a lot of Lava Men and big green Martians down here so be careful. In order to finish this area you'll have to defend yourself with your Shield and use your special weapons against these guys. When you get to this area it is a good idea to have most, if not all, of your Fuel left. There are even more moneybags and Power-Ups down here.



FUEL ANYONE?

A full Fuel bar will help right here. The only way to get the stuff up here is by using your Jet Pack. There are a couple of different ways to explore and it will take a bunch of Fuel to find the Nasty Attack Moneybags and Power Ups in this area. Good luck and happy flying!



MENACING MARVIN

You found Marvin, now get rid of him! Make sure you have a few special weapons when you reach him in his escape ship. Stand down until he sees you and shoot straight up that will get rid of him in a hurry. Once he brings out the big gun, use the Shield and keep blasting away.





BATTLE CARS™



THE

© 1993 Namco Hometek, Inc.

FUTURE IS BLEAK!

It will take a lot more than just pressing the pedal to the metal and your heel to the steel if you want to make it in the fast-paced and sometimes fatal world of Battle Cars, the latest futuristic racing release from those super speed demons at Namco. No one can cower behind the wheel. It's a ferocious fight from start to finish line against the cutthroat competition. Earn Cash and Credits to help put together the ultimate combination of a sleek speed racer and an armored battle-ready bomber. Do you have the nerves of steel it takes to tough it out? Strap on a helmet and find out...



Winning is essential to your ultimate survival in Battle Cars.

GENERAL STUFF

Hey hot shot! Don't speed over to the racetrack just yet. Show them what you're made of as soon as you've had a chance to check out all the cool options you can pick in the pits. In *Battle Cars*, the possibilities are

plentiful! You can try going solo against those daredevil drivers, or grab a friend and face your fearsome foes together. Any way you choose, get set for some gearbox grinding action!

1 OR 2-PLAYER ACTION

Capture the pole position for yourself in the 1-Player Mode or play simultaneously with a pal in the split-screen 2-Player Mode for double the fun and excitement! You can even add to the challenge of a friendly competition by using the split screen feature to send a homing missile up your partner's tailpipe! Be careful, or they may return the favor.



Watch your tail! A teammate can charge from an unstable ally to an elusive enemy in a jiffy.

2-8 PLAYER VS. MODE

In Vs. Mode, the whole gang gets to jump in the race. Up to eight people can enter their names on the roster and race two at a time on 14 different tracks. You can even take a spin in one of the Boss Cars! As soon as the winner grabs the checkered flag, the scoreboard displays the fastest times and tallies up the wins and losses.



Assess the advantages of driving any Boss Car you'd like and start reeling up the victors.

BUILD UP YOUR BATTLE CAR

After a fortuitous finish, head straight for Crazy Gramps, Fix-It Garage for some essential super-powered accessories to pump up your racing machine. Collect Cash by causing your competitors to crash, and earn Credit by finishing with a super fast time. Cash Items include a better Engine, Tires, Shocks and Dampeners, whereas Credit will buy you better Discs, Grenades and Missiles. Smart shopping means spending!



Your competitor's misfortune means building a better car for you!





TRACK TACTICS

Not every death-defying driver is going to be a pro the first time out in the wild world of Battle Cars, so here are a few tips and techniques on the first five tracks to help the rookies get started. You may also find it helpful

to choose the Easy difficulty level on the Options screen until you get the hang of what it feels like to be behind the wheel of a 3000-pound pure performance machine.

NEWTROIT

Welcome to the first track, Newtrot. Metal Head Mike thinks he's the master racer here and may make you want to slaver in your driving suit with his taunts and threats. But remember, he's just full of hot exhaust. Don't sweat it!



METAL HEAD MIKE



CROSS COUNTRY

The name of the game in the Cross Country challenge is cutting down your time, causing crashes and collecting as much Cash and Credit as possible. The Homing Missiles are especially effective in these beginning stages to knock the competition out of the way for good.



A Missile from behind works every time!



Tally up your earnings after each race.

OVERVIEW


Finish Newtrot in the Hard difficulty level for an extraordinary twist on traveling through the track.



A bird's-eye view allows you the advantage of being able to anticipate all the upcoming curves.

WEAPON TACTICS

Although he probably would like to, Mario Andretti can't launch a Grenade when he's passing. Al Unser can in the final lap of the Indy 500. But you can in Battle



Flaming Missiles are easy to use and quite effective.



Grenades are easy to use but are less accurate than the Flaming Missiles.




Grenades work best along the straightaways when you have time to aim. One hit is all it takes!

EVASIVE MANEUVERS

Caught in a tight spot with a terrifying tailgater coming up from behind? When your competitor is much too fast to outrun and you just can't seem to shake them, try one of these surefire evasive maneuvers. With a little practice, they'll get the message and back off!



For a surprise Invert Reverse, press and hold the Left and Right Buttons to jump, then press Down while you're in the air. Once you get that same down, your car about the car behind you while reversed in the air!



Flaming Missiles tend to stay close by you until they have a target. Launch a missile that stays close. The next car that passes you is in for a big surprise!



Build up that Jump Ability so that you can hop right on top of a rival and cause it to spin out.

BOSS CAR

How can you get to drive the Boss Car in the 1-Player Mode? Only a patient and winning driver will be rewarded with this mystery feature...





PLANETS & TRACKS

Ladies and gentlemen start your engines, because here are all the tracks you can try on the Easy difficulty level! Even though they get harder and harder to negotiate as you go, enjoy these tracks while you can


because later you'll come across some courses that are literally out of this world! Each track is home to a nasty pit boss who's waiting to crush you and your second-rate little scooter. Good luck!

KATMANDU

Dirty Knuckle Ned may be a dirty dog, but if you can stay clean in the driver's seat, Katmandu will be a breeze.



**DIRTY
KNUCKLE NED**



MELTDOWN

That dirty daredevil Doctor Diana has a degree in destruction and you're her next patient! Give Diana a taste of her own medicine and send her straight to the hospital and out of the race for good.



**DOCTOR
DIANA**




FUJI

The motor mayhem in Fuji makes those other tracks seem like a Sunday drive. You'll have to really watch your bumper because not only will you be shooting at your fellow competitors, they'll be returning fire!



**MANIACAL
MARIKO**



NUEVO VEGAS

There are no fun and games here—you're gambling with your life while racing in Nuevo Vegas. Beat Buffed Bachmed and overwhelming odds for a sweeping victory in Easy mode!



**BUFFED
BACHMED**



MORE TRACKS

These were only the tracks in the Easy difficulty level. Try Medium or Hard for even more challenging courses.



Who knows where you'll end up?

SUPER SCOPE ROUNDUP

READY, AIM, FIRE!!

YOSHI'S SAFARI




© 1993 Nintendo

When Nintendo first released the Super Scope, its incredible abilities impressed most players. The main question that players had, was when more games would be coming out for the Super Scope. Well here is your chance to check out four more great titles that challenge your shooting skills. Grab your Super Scope, take aim and open fire!

T2

THE ARCADE GAME



METAL COMBAT

FALCON'S REVENGE



© 1993 Nintendo

© 1993 TERMINATOR 2: JUDGMENT DAY TM
DINOCELL/STON and Division of ENDORGE
TON is a trademark of Capcom Production (USA) and
Canada. Copyright © 1993 by Endo Corp.
All rights reserved. Metal Combat is a
registered trademark of Midway Manufacturing Company. All
rights reserved. © 1993 Midway Manufacturing Company. All rights reserved.

YOSHI'S SAFARI

Yoshi's Safari is a Super Scope game that will appeal to younger players. The play is easy to control, and the familiar characters are colorful and bright. This game is a hit!



Yoshi leads the way as you take on the easy enemies of Gem Land. Be ready to blast them out of the sky.



When you visit the Princess, she asks you to save the King and his son, the Prince.



Many of the bosses are protected by armor. Just when you have them beat, they begin attacking again.



You will recognize many of the enemies from the Mario games you have played in the past.

METAL COMBAT FALCON'S REVENGE

The sequel to Battle Clash, this game offers players hours of shooting fun. The game has been greatly improved over the original, with better graphics and all-new bosses!



After clearing the ST Clashes of the Earth, blast off into space and find the rest of the bosses.



You can play three different game modes. After finishing the Battle Mode you can try the tougher levels.



Watch the Power Mode of the game to learn more about your enemies before the battle begins.

T2: THE ARCADE GAME

All the thrills of the popular arcade shoot-'em-up has arrived on the Super NES. The incredible digitized graphics and the two-player action will keep you coming back for more.



Cyberman Systems has created an army of Earth-busters bent on destroying the entire human race.



Even though you are not a human, they will try to stop you from restoring the cause of mankind.

SUPER SCOPE

Most TVs scan the image into the screen, starting at the top of the screen, and working across line by line to the bottom, drawing the complete picture. The Super Scope keeps constant track of where on the screen the scan is. When you fire the Super Scope, it looks to see where the scan is, then it tells the Super NES to place the shot on the screen during the next scan.



YOSHI'S SAFARI

Here is your chance to hop into Mario's shoes and go for the ride of a lifetime. With the help of your pal Yoshi and your trusty Super Scope on your shoulder, you take on the forces of the dastardly King Koopa and his clan of Koopalings. Take aim and good luck!



DIFFERENT WORLDS

There are a total of 32 worlds for you to visit. After you finish the first seven worlds, you travel to the dangerous Underworld.



You must drive all of the enemies out of the seven levels of Gan World to save the King.



To save the Prince, you must travel to the Underworld and beat King Koopa.



DEFEATING BOSSES

The bosses of each level are well armored, and are ready to take you on. Every boss has a weak point that you must try to hit with your shots. To clear some levels, you must defeat the boss several times in a row.



When the boss is completely armored, aim for any weak point that has.



When the boss returns, hit at his head. This way you will do maximum damage.



If you play the Hard Mode of the game, some of the bosses will be more difficult to beat.



FAMILIAR FACES

You may recognize most of the characters from other Mario games that you have played. When you encounter a new enemy, remember how they attacked you in previous games. If you do, you will know what to watch for when you shoot them. For example, if you shoot a Koopa, watch out for its shell when it comes back your way.



New Bosses attack you just like they did in other Mario games. Try to defeat them quickly.



Shoot Goombas while they are still in the distance, or they can sweep in from the sides of the screen and land on top of both.



METAL COMBAT™

FALCON'S REVENGE

The fighting on Earth has been destructive ever since the creation of the Standing Tanks, or STs. Advanced technology has been twisted to create these monstrous machines, originally designed only to compete in the Battle Game. Your only chance to stop the destruction is to defeat the evil Anubis and his ST Theros.

CONQUER THE PLANETS

Each of the ST Chiefs controls a portion of the Earth, but as you defeat them, you learn that their control spreads much further. The entire Solar System suffers beneath the iron fist of the STs. It will take a steady hand and a quick shot to stop them.



WANTED



ARMED & DANGEROUS

The second player can use Controller 2 to select any of the bosses in the first part of the game.



2-PLAYER ACTION

Players can challenge each other in the 2-Player mode. One player plays normally, using the Super Scope to defeat the boss. The second player controls any boss with Controller 1.



TEAR 'EM TO PIECES

When you encounter a new boss, it is important to locate all of its weak points. Shooting Energy Beams at weapons and limbs will often be the quickest way to stop any enemy.



When you first start fighting a boss, aim your Energy Beams at the joints. If you aim well, you can knock off the enemy's limbs.



If you succeed in knocking off all of the limbs, the boss will have trouble being back. Knocking off the legs will keep it from moving.



T2

THE ARCADE GAME™

All the action of the big arcade hit has been slimmed into the Super NES with a bang. LJN has created a great Super Scope game with enough action to please any T2 fan. The graphics are great, using images and photos from the movie, but the color gets bleached out when you use the Super Scope.



TWO-PLAYER ACTION

It is much easier to defeat all of the enemies when you team up and play with a friend. You can play the game with two Controllers, or with a Super Scope and a Controller.



Both players go head to head, trying to defeat as many of the enemies as possible.



Player One uses a Controller, while Player Two can use a Super Scope.

TOP SCORES

All of your top scores are recorded while you are playing. You can keep track of your progress as you get better at defeating the Endoskeletons. All the scores are reset when you shut off the game.



Your top scores are recorded as long as you don't turn off the power.

STAGE BOSSES

Some of the stages in the game have a boss that you must defeat to finish the stage. When you fight a boss, you must defeat each part in the correct order, or your shots won't harm it. You can tell you're doing damage when you see the boss catch fire. Many of the weak points are also the where the weapon systems are located.



When you encounter a boss, shoot at the weapon systems first.



After the guns are gone, work your way from top to bottom, shooting each section.



If you don't seem to be defeating a boss, shoot around until something flashes.



Watch out! Some bosses will try a last ditch effort to blast you.

JUST LIKE THE ARCADE



STAGE 1

Out on the battlefield it's an all-out war. If you start running out of energy during the fight, shoot at the supply boxes.



In Stage 1, shoot everything you can, except for the humans. It may be easier to hit the Gold status if you take out all of the walls.

STAGE 2

The machines have found the last stronghold of the humans. Stop the enemy assault before all of the humans are destroyed.



When you are in the Human Hideout, avoid shooting the humans dressed in green. Everything else on the screen is fair game.

STAGE 3

The machines are going to send a T-1000 into the past to destroy John Connor. You must protect the humans as you try to stop them.



During the Truck Stage, protecting John Connor is your top priority. Shoot all the enemies on the screen, or the truck may explode.

LAMBORGHINI AMERICAN CHALLENGE

When you are playing a racing game, have you ever wanted to blast past our thief who keeps beating you? That's just what you can do with a Super Scope during this wild racing game.



SUPER SCOPE RACING



When you are racing in the Super Scope Mode, you can steer your car by shooting where you want to go.



To improve your position in the race you can take out your opponents with a quick shot from the Super Scope.



You can't defeat your rival in the Normal Mode, but the graphics and the color are a little clearer when you play.

CLASSIFIED INFORMATION

NINTENDO
TOP
SECRET
POWER

YOSHI'S SAFARI

■ FROM AGENT #364 Hard Mode

Many players will be able to defeat King Koopa and finish Yoshi's Safari without much trouble, but if you wait through the credits at the end, you'll learn there is more to the game. Enter the code below when you are on the Title Screen to increase the challenge greatly. If you finish the Hard Mode, you can see the real ending.

On Controller I: Hold X, Y, L, R, then press Start.



The first time through the game will drive easy for most players.

When you enter the code above, the game color will change, and the game will get harder.

radar screen will appear in the bottom left corner of the screen when you are flying in a dogfight.

On the Title Screen, hold Up, L, and R then press Start.



Dogfighting can be tough, especially when you can't find the enemies.

Enter the code above to spot them with your handy radar.

METAL COMBAT FALCON'S REVENGE

■ FROM AGENT #213 Name Change

Normally, when you play Metal Combat, your fighting companion will refer to you as "Partner" throughout the game. With this special code, you can access the Name Select screen and personalize the game with your own name. On the Title Screen, press L, A, B, L on Controller I to make the screen change. After entering any name you want, press Start to begin playing.

On the Title Screen, press L, A, B, L on Controller I.

WINGS ACES HIGH

■ FROM AGENT #991 Radar Screen

Many of the missions in Wings 2: Aces High require players to pilot their airplanes in combat against German aces. When a dogfight includes several enemy planes, the fighting can become dangerous. Players can increase their chances of survival by entering this simple code before they start playing the game. On the Title Screen, hold the L Button, R Button and Up, then press Start. If you enter the code correctly, a small



Normally you will be called Partner all the way through the game.

Enter the code above and you can change your name to anything you want.

CLASSIFIED INFORMATION

STREET FIGHTER II Turbo

FROM AGENT #750 Special Move Select

Most fans of Street Fighter II Turbo have mastered the moves of their favorite characters, but with this code, you can try your hand against an opponent without your best moves. When the game begins, select the Vs. Battle. After both players have picked out their favorite fighters, you will go to the Stage Select screen. On Controller II, press Down, R, Up, L, Y, and B. On the new screen you will be able to shut off the fighters' special moves.

Down, R Button, Up, L Button, Y, B



When you begin a game, select the Vs. Battle mode and press Start.



After both players have selected a fighter, go to the Stage Select screen.



On Controller I, press Down, R Button, Up, L Button, Y then B.



On the new subscreen, you can turn off any of the Special Moves.

Special Move Shut-off

If you want to challenge an opponent to a fight with all the Special Moves shut off, use this code instead. When you first turn on the game, wait until the music starts and enter the code above on Controller I. If you enter the code before the Capcom logo fades, the Special Moves won't work.



Wait until you hear the music start, then enter the code above on Controller I.



Be sure to enter the entire code before the Capcom logo fades.



If you enter the code correctly, both players will be without Special Moves.



Without your Special Moves it will be much tougher to beat your opponents.



FROM AGENT #803 Strange Finish

Agent #803 has found a strange trick that works every time if you use Sub-Zero. Finish off your opponent in the first round any way you can. During the second round you must run your opponent's power meter all the way down without the "Finish Him" flashing across the screen. Use Sub-Zero's freeze to make the "Finish Him" appear, then hit him with the Finishing Move. Sub-Zero will shatter the ice around his opponent and leave the body standing.



When you use Sub-Zero, beat your opponent in the first round any way that you can.



In the second round, run your opponent's Power Meter down with High Punches.



Stop punching when the Power Meter is all the way down but before it says, "Finish Him."



Freeze your opponent out and enter until the screen flashes "Finish Him."



Press Down, Forward then the B Button to use Sub-Zero's Finishing Move.



You will freeze and shatter your opponents, but he will still be standing when you're done.

CLASSIFIED INFORMATION



FROM AGENT #204

Stage Select

This great trick will allow you to test your kendo skills on any of the seven stages that you want. When you are on the Title Screen, press X, Y, A, B, X, Y, A, B, then Start on Controller 1. In the Special Presents Mode, the stage number will appear. Press Left or Right on the Control Pad then select Exit. When you start the game, you will begin on the selected stage.

On the Title Screen, press X, Y, A, B, X, Y, A, B and Start.



Playing all the way through Kendo Rage can be tough for some players.



On the Title Screen enter the code above to access the Stage Select.



Select any of the seven different stages, then select the exit option.



When you begin a new game, you will start on the stage you selected.

Quick End Code

This code can come in handy when you want to reset the game, but be careful not to use it by accident. At any time while you are playing the game, you can return to the Title Screen by holding the L Button, R Button, Select and Start all at the same time.



If you get stuck while you're playing the game, you can reset the game with your Controller.



Press the L Button, R Button, Select and Start all at the same time to start over.



FROM AGENT #043

Sound Test

This code will allow you to sample all of the different background music in the game. On the Option Screen, hold L, R, X and A then press the Start Button. The screen will switch to the Sound Test, where you can select the music you would like to listen to.



Go to the Option Screen and highlight the word EXIT.



Hold the L Button, R Button, X and A to access the Sound Test.



FROM AGENT #829

Easy Spells

Agent #829 has sent us a trick that lets you begin the game with eight combat spells. When you start a new game, immediately go see the King in Aluhai. In the town, create characters until you are told to erase one. When you leave, you will lose all of your gold, but your character will gain eight combat spells.



When you start a new game, go see the King then go to town.



Continue to create new characters until you are told to erase one of them.



When you go back downtown's you will lose all of your gold.



In return, you will begin the game with eight new combat spells.

CLASSIFIED INFORMATION

ZELDA

FROM AGENT #803

Free Bow

Use this trick to get yourself the powerful Bow without spending any of your precious Rupees. After you have earned enough Rupees to buy the Bow, return to the shop in the town. Pick up the Bow and carry it over to the Shopkeeper. When he asks you if you want to purchase it, go ahead and buy it. While the rupees are being deducted from your purse, quickly save your game. When you return to the game, you will have the Bow and all the Rupees, too!



Walk into the store with enough money to buy the Bow.



Pick up the Bow and take it to the Shopkeeper to buy it.



While the Rupees are being taken away, save your game.



When you return to the game, you will have the Rupees and the Bow.

Bomb Arrows

Our agents have found a great new weapon that you can use against enemies that are vulnerable to bombs. Equip the Bow as one hand and the Bombs in the other. Using both Bombs and Arrows you can shoot an exploding arrow by pressing both buttons at the same time. This

weapon is great for hitting enemies with a Bomb from across the screen, keeping you safe from attack.



Equip the Bow in one hand and the Bombs in the other hand.



When you press both buttons you will shoot a Bomb Arrow.

Grab the Guy

About halfway through the game, Marin will follow you when you go to the Animal Village. If you walk into the Trendy Game while she is following you, something strange will happen. She will take the controls of the game. She will pick up the man who runs the game and drop him on the conveyor belt. This trick doesn't help you out, but it's fun to try.



At one point in the game, Marin will follow you wherever you go.



While she's following you, take her to the Game and talk to the Man inside.



She will take the controls of the game and use the crane to pick him up.



This trick doesn't do much for you, but it's fun to try out.

SECRET AGENTS WANTED

A popular activity among Nintendo game players is developing tips and strategies. If you would like to share your own special tips with us, send them in! Choose your own three-digit agent number and be sure to include it with your codes.

Our Address is:
Nintendo Power
Classified Information
P.O. Box 97033
Redmond, WA
98073-9733



STARFOX

ACT. 11 HELLO, GOODBYE

VIXY!
CAN IT REALLY
BE YOU?

SHE WAS THE MOST
BEAUTIFUL CREATURE IN
THE LYLAT SYSTEM!

SO, WHY SHOULD
I CARE?

WHAT? YOU DON'T
REMEMBER HER?

WHAT ARE YOU
GOING ON ABOUT?

SHE'S IN
DANGER!



PHYSICALLY, THEY'RE IDENTICAL,
BUT THEIR MINDSSS ARE
DIFFERENT!

SOMETHING WENT
WRONG IN THE
TRANSSSFORMATION


WHY DO THEY
DISSAGREE?


ATTENTION ALL SHIPPS!
RETURN TO BASE!

WHAT ARE YOU
DOING? ARE
YOU INSANE?

REPEAT, RETURN TO BASE!

!







I, I HAVE SOMETHING TO SAY. **FORGIVE ME**, PLEASE. IT WAS AN **ACCIDENT**... I WOULD **NEVER HURT YOU!**

SHUT UP, NUMBER ONE! QUIT BLUBBING!



I **LOVED YOU, VIXY**. I WOULD HAVE DONE **ANYTHING** TO SAVE YOU!



YOU SEE, **FOX SENIOR** NEVER LOVED YOU LIKE I DID!

HE WAS JUST IN THE WAY, SO I TRIED TO **FIX THAT** WITH HIS CAR!

YOU WEREN'T **SUPPOSED TO GET** IN THE CAR!!



ANDROSS KILLED MY MOTHER! I'LL NEVER REST UNTIL HE'S **DESTROYED UTTERLY!**



FORGIVE ME, VIXY, I WAS YOUNG, IN LOVE, AND HAD A **SPARE BOMB!**



STOP THIS! YOU'RE MAKING ME **SICK!**



YOU ARE WITHOUT A DOUBT THE MOST **PATHETIC EXCUSE** FOR A **CLONED EVIL MASTERMIND** I'VE EVER SEEN!



WAIT! HALF OF **ANDROSS' DNA** IS **MINE!** I'M HALF OF WHAT HE WAS!



TOUGH! I NEED A **WIMPY HALF-ANDROSS** LIKE A **KICK IN THE HEAD!**

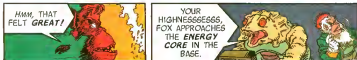
NO MORE
MISTER
NICE-APE!



HMM, THAT
FELT GREAT!



YOUR
HIGHNESSSESSES,
FOX APPROACHES
THE ENERGY
CORE IN THE
BASE.




FOX IN THE CORE
COULD PRESENT
PROBLEMS...



THEN STOP
HIM, YOU
BLITHERING
LIZARD!

A TURKEY
SHOOT!



WATCH IT, PEPSTER! I HAVE
A COUSIN WHO'S A TURKEY!

IT WASN'T
AN ACCIDENT!



ANDROSS
WAS AFTER
MY FATHER...


ANDROSS
SABOTAGED
HIS SHIP...

AND THAT'S
WHY IT WAS
LOST IN THE
BLACK HOLE!

PAYBACK
TIME IS
OVERDUE!










THE DANCING INSECTOR
AND HERBERT ARE
ESCAPING!



YES, FOX, COME AFTER
ME. YOU'RE AS FOOLISH
AS YOUR FATHER!

ANDROSS,
YOU WON'T GET
AWAY WITH
THIS!





NOTHING
WILL STOP
FOX NOW!

LET'S TAKE CARE OF
THE REST OF THESE
LIZARDS!



THE MISERABLE **WHELP**
TRASHED MY **INSECTOR!**
NUMBER ONE MUST HAVE
REALLY GOT HIM
STEAMED UP!





Long live the Star Fox Team...



Long live the Star Fox Team...



Story & Artwork by

BENIMARU Itoh

POWER PLAYER'S CHALLENGE

Here is the last batch of challenges for 1993. Think you can beat any of these? Hurry up and send in a photo so you can be one of the first Power Players of the New Year. Players are still sending in high scores,

so we'll be back next year with a whole page of great challenges, plus the all-new Super Challenge. Tune in next month and check it out!

CHALLENGE

SHADOWRUN

How low can you keep your body score and still defeat the game?



Point up your body score so you can feel clean!

GOLF

What is your lowest score after 18 holes?



Use the save feature to keep your score low.

R. C. PRO-AM

How many trophies can you win?



The better you play the more trophies you'll win.

PILOTWINGS

Can you get perfect scores on all four events on the fourth stage?



Take a photo of each scoring screen.

THE LEGEND OF ZELDA: LINK'S AWAKENING

What is the fewest number of Hearts you can wake the Wind Fish with?



Avoid picking up the Heart Fragments when you find them.

FINAL FANTASY

Can you defeat Chaos with four White Wizards in your party?



It will take some careful planning to succeed.

THE ADDAMS FAMILY

Can you finish the game without picking up any extra Hearts?



Retrieve the family before it's too late.

TOP RANK TENNIS

How soundly can you beat Master Joe, the top-ranked player?



Show us a photo of your widest margin of victory.

TECMO SUPER BOWL

How many yards rushing can you tally by the end of the season?



Try not to pass the ball on your road to victory.

POWER PLAYERS

SUPER BLACK BASS

Biggest Bass Caught.

John Dorton Speedway, IN	24lbs 11oz
John Bestor Kansas City, MO	24lbs 4oz
Kent Simpson Fresno, CA	24lbs 3oz
Doug Schultz Urama, LA	24lbs 1oz
Ray Baldrick Cincinnati, OH	23lbs 11oz
Brian Heasley Presto, PA	22lbs 8oz
Lance Weeden Bristol, TN	22lbs 6oz
Bryan Padgett Winter Garden, FL	21lbs 2oz
Anthony Keller Memphis, TN	20lbs 2oz

FINAL FANTASY MYSTIC QUEST

Fastest time to Doom Castle.

Brian Bauer Ashwaubenon, WI	2:54
Eric Emrye Boise, ID	3:37
Terry Tolman Ogden, UT	4:54
Jason Mickle Cottage Grove, MN	5:08
Shane Peters Denver, CO	5:15
Alan Goodman New Hartford, NY	6:30

YOSHI

Highest Scores.

Casey Hensch Enola, PA	36,775
Kelly McCoy Beaverton, OR	29,465
Verna Osburn Sacramento, CA	20,915
Louis Busso Brooklyn, NY	16,905
Aldvich Bautista Vallejo, CA	12,885
Karl Warsup Gastonia, NC	11,560

SUPER STAR WARS

Highest Score after finishing.

Jeffery Kelly Lilburn, GA	1,142,700
Aaron Schoenhofer Girard, KS	304,450

SUPER SCOPE 6

Highest Scores on Male Patrol.

Clint Alvarez San Antonio, TX	615,498
Jesse McCormack Dev Lacs, ND	598,482
Nicholas Sellazzo Cornwall Hudson, NY	591,212

WORDTRIS

Highest Scores.

Victor Hohnberger Albuquerque, NM	776,339
Joyce Thompson Long Beach, CA	246,230
Sonmi Copeland Lawton, OK	120,994
Darlene Gochnauer Willow Street, PA	119,522

BATTLE CLASH

Best time on the Time Trial.

Jason Shea Colorado Springs, CO	1:31:76
Rick Fisher Grand Haven, MI	1:37:57
Peter Chase Ft. Leavenworth, KS	1:47:18

BART'S NIGHTMARE

Best Grades.

James Sakai Richmond, CA	284,240 A+
Orson Rosas Wallington, NJ	171,945 A+
Karan Fung Brooklyn, NY	127,605 A+
Wayne Bothe Louisville, KY	269,900 B+
D. Green Las Vegas, NV	187,950 B+

I CAN BEAT THAT SCORE!

Send us your name and address with a photo of your accomplishment! To take a photo of a NES or Super NES game, use a 35mm camera without a flash. Turn out the lights in the room, hold the camera steady and shoot your best shot! To take a Game Boy photo, place your Game Boy onto a flat surface, then take your photo using natural light. Make sure the system is included in your photo. Nintendo is not responsible for lost or late mail. All scores printed are decided by the Nintendo Power staff. All decisions are final.



Send to →

NINTENDO POWER PLAYER'S CHALLENGE
P.O. Box 97033
Redmond, WA 98073-9733

TOM and JERRY™

Frantic Antics!

Robyn has run away from her cruel Aunt Figg, but she is unable to find her missing father. Only Tom and Jerry can piece together the clues and reunite Robyn and her father. Can they save her in time? Grab your Game Boy and find out!

© 1993 Turner Broadcasting Co. Published by Hi-Tech Expressions

RESCUE ROBYN THE ADVENTURE BEGINS

Tom and Jerry are arriving soon in their second big Game Boy title by Hi-Tech. The popular cartoon heroes are evicted from their home at the beginning of the game and must find a new place to stay. During his search, Jerry stumbles across Robyn, a young runaway girl. After learning that she is searching for her real father, Tom and Jerry put



assist the search for a new home, and help her find her family. Along the way, they are confronted with danger from all directions. *Tom and Jerry: Frantic Antics!* is a 1 or 2-Player action game with good graphics and easy-to-understand play control. There are ten stages of increasing difficulty that will challenge most Game Boy players. If things get too tough, the password feature is a great help when you run out of Continues.

After you escape from your destroyed home, you must try to locate Robyn with her father.



CONTROLLING TOM & JERRY ALL THE RIGHT MOVES!

Both Tom and Jerry move similarly throughout the game. Take the time to learn these moves to ease your journey. Because you only have one attack to use, you should avoid the enemy whenever possible.



RUN

By holding down the B Button, Tom and Jerry can run. Use this to escape from enemies or to jump great distances.



The only way you can attack enemies is with the Roll Attack. Hold the B Button to run, then press Down to attack.



JUMP

Press the A Button to jump up in the air. By pressing Left or Right on the controller, you can jump in one side.



ATTACK



USEFUL ITEMS

FIND THESE TO AID YOUR QUEST

Most of these Items can be found spread throughout the stages of the game. Collect all that you find to boost your score and help you along the way.



HEART

Finding a Heart will add a 1-Up to your total number of Lives. If you find one of these, be sure to pick it up.



STAR

If you find a Star, your lifetime will be completely refilled. Try to save these until you need them.



FISH

If you are playing Tom, try to collect all the Fish possible. You get extra points for each Fish you find.



CHEESE

If you are playing Jerry, you collect Cheese instead of Fish. Change these for points at the end of the stage.



PIZZA

There are four pieces of Pizza in each stage of the game. Try to collect all four pieces to boost your score.

LV1: THE STREET



Tom must reach his way through the hazards of the street to find his house. Can he make it before his home is destroyed?

LV2: THE LOUNGE



When Tom enters his house, he finds out that the wrench crew is already at work. Hurry and get out of the house before it's too late.

LV3: THE LOUNGE REVISITED



After Tom escapes from his house, he realizes that Jerry is still inside. Rush through the house and rescue him as fast as you can.

LV4: THE ALLEY



Jerry explores the sewers and back alleys in search of a new home. Along the way he discovers Robyn, a lost little girl.

LV5: THE KITCHEN



Followed the dog will try to trap you at all costs. Avoid the dog and all the other culinary hazards as you enter Robyn's and aunt's house.

LV7: DR. APPLECHECK'S BASEMENT



Escape from Dr. Applecheck's Basement before it's too late! When the lights go out, you need find the light switch to find your way.

LV8: THE ATTIC



Find Robyn's backpack on the attic of Aunt Figg's house. She can't escape from her real world without it. Jerry's spring shoes will help you find it.

LV9: THE CARNIVAL



One of the ballrooms at the carnival has Robyn's ticket attached to it. Jerry must find it before Robyn can return home.

LV10: THE CABIN



Tom and Jerry have found Robyn's father, only he is trapped in a burning cabin. Rescue him from the flames, and reunite him with his daughter.

10 LEVELS A DIFFICULT ADVENTURE

Each stage in the game offer a new challenge for you to master. You must work your way past all the enemies to return Robyn to her father.



Don't forget to record your passwords when you get them. Use them when you run out of Continues.

LV6: THE LIBRARY



There is an important telegram hidden in the Library. Explore the hidden passages to find the telegram. What does it say?

TOM AND JERRY FRANTIC ANTICS!

THE STREET

LEVEL 1

OFF TO THE HOUSE

Hurry Tom! Get back home before the wrecking crew starts tearing down the house. The street is in pretty bad condition, so avoid the sink holes and broken fire hydrants. Try borrowing a scooter for a little extra speed.



HITCH A RIDE



If you walk onto a scooter, you can ride it as long as you want. Press the B Button to hop off.

SINK HOLES

Watch out! As you ride your scooter, avoid falling off the edge of the road. If you do, you will lose one of your lives.



CLIMB BUILDINGS

Be sure to check up the building to find hidden items. You can leap from windowsill to windowsill to sneak your way up. You may need to jump off the edge of buildings to find some hidden items.



THE LOUNGE

LEVEL 2

MAKE YOUR WAY TO SAFETY

WRECKING BALL



Just when you think it safe to run, a wrecking ball swings down and takes you for a ride. If you see one swing at you, jump over it.

BOUNCING ON CHAIRS



This one jumps high enough to reach some of the areas overhead. If you press the A Button just as you are landing on a chair, you will spring high enough to reach the upper areas.

As soon as you make it back home, the wrecking crew sets to work on your house. Escape from the falling rubble before you get caught in the falling rubble. Don't worry about collecting all the Fish, or you may find yourself stuck in a dead end.

SECRET ROOMS



Press against some of the walls as you work your way through the game. Sometimes a secret room is hidden where you least expect it.



THE LOUNGE REVISITED

LEVEL 3

JERRY IS IN DANGER

After escaping from the falling house, Tom's conscience urges him to re-enter it. Working his way back through the rubble, Tom looks for his lost friend Jerry. Search the upper area of the house to find him.

BACK INTO THE HOUSE



Things have changed when you go back into the house. The balls on ball of necessary skateboards and megaphone toys. Work your way up to the top floor before the rail falls on your head. Hurray!

NEW ENEMIES



Avoiding all of the new enemies can be tough. Use the Rolling Attack to clear your path. If you lose it, you won't be best!

THE ALLEY

LEVEL 4

FIND ROBYN

After Tom and Jerry escape from their old house, the search for a new home begins. While Jerry searches the alley and sewers, he comes across Robyn.

Can you help her find her way home?



**TOM & JERRY
FRANTIC ANTICS!**



LET'S SWIM

Because Tom doesn't like water, Jerry is stuck searching the sewers. Swimming is easy for a mouse, but watch out for the Fish, these aren't an enemy. When you hop back to land, the water of the current is said to be washed away.

ALLEY CAT



Before Jerry can rescue Robyn, he must first defeat the big Alley Cat. Use the Rolling Attack to take him out.



START

CONTINUE



WATCH YOUR HEAD

The kitchen can be a deadly place for an animal. Keep a lookout for falling objects as you work through the kitchen. Remember to use the E button to speed up, avoid ing falling plates and stacking spiders.



BAD DOG

Aunt Figg's dog, Ferdinand, is guarding the kitchen. You can jump over him when he runs at you, but don't stand in one place for very long or he'll get you!

THE KITCHEN

LEVEL 5

WATCH OUT FOR FERDINAND!

Only Aunt Figg knows who Robyn's parents really are. Tom must sneak into the house before he can reunite Robyn with her family. Getting through the kitchen can be tricky!



CONTINUE

START

LEVEL 6

THE LIBRARY

FIND THE TELEGRAM

Jerry searches the Library for the lost Telegram. If he can find it, he and Tom will know where to take Robyn. Search inside all of the hidden areas to get all of the bonus items. When you climb up the bookshelves be careful of flying books.



USE THE DUCTS

The trick to finding all of the different hidden areas is using the ducts. If you hop inside of one, Jerry will slide down to a new area. Remember which ducts you have already explored so you don't miss anything.



WHO'S ROBYN'S FATHER?

Who is Robyn's father? If you can save him from the cabin fire in the final stage the mystery will be solved. Good Luck!

BE A NICE HOUSE AND HELP ME FIND MY TELEGRAM.



MEGA MAN IV



THE NEW MEGA MAN'S HERE!

That's right—it's time to get ready for yet another exciting chapter in the Game Boy Mega adventure series from Capcom, one of your favorite sources of finger-tingling action and adventure games. *Mega Man IV* for Game Boy draws from some of the elements that made up the incredible *Mega Man IV* and *V* for the NES to deliver one of the most powerful and fast-paced challenges your two hands have ever taken on. Plus, there are some new additions that will blow you and Dr. Wily's harrowing henchmen away. Try holding down the B Button for charged-up Power Shots from the Mega Buster, and don't pass up the particularly helpful purchases you can obtain in Dr. Right's shop. Best Mega Luck to you!

DR. WILY RETURNS . . .

No matter how many times our Mega hero faces the devious and demented Dr. Wily, he always manages to return and torment Mega Man with another perilous plot of doom and destruction. Justice has prevailed so far, but can our courageous crime fighter continue conquering Dr. Wily's campaigns of calamity? He has a new secret weapon named Bullade, whom you'll have the displeasure of meeting later, but Dr. Right has a trick up his sleeve for you too! You'll meet your new partner Best after completing four levels.



DR. RIGHT'S LAB

P-Chips are as good as gold, so grab them when you can. After completing each grueling level, head for Dr. Right's Lab to redeem those P-Chips for valuable items.



2 P-Chips



8 P-Chips

ITEMS



20

SMALL E TANK

Extra power will be restored when you purchase in this party Power-Up item.



60

LARGE E TANK

Mega Man's energy will be fully restored when you access this large Energy Tank.



30

W TANK

Fetch the power of any weapons by using up one of these tanks. P-Chips will count.



120

S-TANK

This recharges all weapons and energy.



50

1-UP

Buy this item to store up on extra lives.



120

AUTO-CHARGER

This automatically recharges one weapon when empty.




80

WEAPON CHARGER

All weapons will be recharged with this item.

TOAD MAN STAGE


START

BEAT THE SNAIL

Jump across the waterfall and shoot the silly beast in the eye while they're open. You'll soon be doing it with gusto!



The Toad Man Stage is a slippery and slimy ordeal that won't give you much time to come up for air. There are flash floods, rapid waterfalls and ferocious fish, but nothing can keep our Mega hero from tracking down the terrible Toad Man.

AVOID THE BIRDS!

Wait until the last second and then slide right under those party pigeons.



HIDDEN ENERGIES

Your energy may be low at this point, but you can recharge once behind the waterfall. Press and hold left as you drop to find another hidden refill on the wall.



TOAD MAN

Now you get to meet Toad Man face to face—he's not so tricky! His main weapon is Blast Fish, which you'll receive as soon as you beat him. Use your Power Shields against him and be sure to slide in the spaces and jump toward you. Now go ahead and defeat him!


BOSS

BRIGHT MAN STAGE

Water isn't the obstacle in the Bright Man Stage, but that doesn't make it any less challenging! There are numerous moving platforms, crazy creatures and even switches that will keep Mega Man literally "in the dark!"



START

PRESS THE SWITCH



This appears to be a dead end, but looks can be deceiving. Just jump up to flip the switch and move on.




PHARAOH MAN STAGE

START

USE RAIN FLUSH

You can run on these sticky 'parade' floors by hardening the sand with a little Rain Flush.



Get ready for some hot Mega action because the Pharaoh Man stage will leave you breathless and in the dust! Those Items you nabbed in the previous levels are really going to pay off.

SCORE AN (A)



The letter A you need is too high for Mega Man now, but if you come back later, after you have received the King Hammer, he can reach it to 'swat'!



BOSS

PHARAOH MAN

Pharaoh Man proves to be a real sand for. Shoot from a high spot in the middle while using the Flash Stepper to slow him down.



DO THE ROBOT HOP

In such a treacherous place, it is best to fall head first. Luckily, you can use this guy's head to go over the spikes and gaps.

MEGA MAN IV

BRIGHT MAN

Thank goodness for the Power Flash. It's the best thing against Bright Man's Flash Stayer. Get his and his nasty weapons is yours!



BOSS

RING MAN STAGE

SLIDING ON THE MOVING PLATFORMS

These conveyor belts are no problem if you watch your step. Just hop on when they're going your way or slide if they're moving away from you.



RING MAN

Ring Man can't roll his and games. Dodge his Ring Boomerangs and use Powerup by Pharaoh Stone to vanquish the jester. He will jump toward you but don't let them dead. This just makes your job a little easier!



The Ring Man Stage is worse than a three-ring circus of terror, and Mega Man is not amused. Between the homing cannons on the walls and the disemboweling conveyor belts around every corner, completing the final stage before reaching Dr. Wily's castle is going to require plenty of practice, patience and perseverance.

START

MEGA BUST AWAY!

Charge up your Power Stone pump and shoot right when the gnatlike guy is next to visible—as he loses out a body part!



BOSS



DR. WILY'S CASTLE

After completing the first four stages, a Dr. Wily Stage will appear on the Stage Select screen. If you choose this stage, you will have to defeat a mini-boss before facing the menacing Dr. Wily himself. Ballade comes to the rescue, though, and Dr. Wily is able to escape before you are able to get him once and for all. Return to the Stage Select and two more stages will be available.



YOUR FRIEND, BEAT!



In each of the first four stages, you received a letter. These letters spell out BEAT. Beat is your powerful new ally who will help you from now on. Dr. Wily won't get away again!



CHARGE MAN STAGE

This is no time to be taking a train ride through the countryside, but it is a good opportunity to collect some hard to reach items with the Ring Boomerang.



CHARGE MAN

Watch for local Keep jumping and using the Flash Stepper to take the charge out of Charge Man.



NAPALM MAN STAGE

Don't let the name scare you away. Mega Man is holding up well against all that Dr. Wily has thrown at him so far. Be sure to look for a surprise visitor hiding in this stage.



NAPALM MAN

Use the Rush Rush and Item 1 to get out the fire and get in to face Napalm Man.



STONE MAN STAGE

Remove the hippopotamus from your path by using the Rain Flush or by shooting out the platform he is standing on. Find a hidden item in this stage by using Rush Jet and the slide technique.



STONE MAN

Flashin' Slies are most effective on Stone Man but he is invincible at times.



CRYSTAL MAN STAGE

The sky's falling! Actually, it's just the ceiling but be careful nonetheless. This is a tough stage, especially when you meet "Flip Top."



CRYSTAL MAN

Charge up those Photon Sleds and let Crystal Man have a ride in his Crystal Fall! He'll pay for you to be protected.



SPECIAL TIPS FOR BEGINNERS

Having a bit of trouble? Not a problem. After several continuas, Dr. Right will be kind enough to give your Mega Blaster an extra boost of that will last all the way up until you turn off your Game Boy. What a deal!



BALLADE STAGE



After the next four stages are wiped out, select the Ballade Stage, collect the extra items and defeat Ballade. As soon as Dr. Wily's Castle begins to collapse, stand back, use the Ballade Cracker or Ring Boomerang to destroy the walls and escape!

BALLADE

Ballade is not going to make it easy for you to get to Dr. Wily, but Photon Sleds are your best bet.



FINALLY, DR. WILY



you'll have to defeat all eight bosses again before disposing of Dr. Wily for good.

Mega Man isn't the only survivor of the castle's collapse. Dr. Wily also makes it out and gets to his spaceship, but Mega Man in his Rush Jet is hot on his tail. Just like the prequel, bosses again before



MEGA MAN

VI

MR. X TAKES CONTROL!

In the 21st century, eight of the world's most powerful robots were gathered together by Mr. X. A competition was slated to be held to see which one of them was the mightiest. The contest never started because Mr. X took control of the robots in an attempt to take over the world. Mega Man is called upon to intervene.

MR. X - THE BOSS OF THE
FOURMIGHT - TOOK CONTROL
OF THE ROBOTS AND BEGAN



TO FIGHT OVER THE WORLD.
NEEDING YOU TO STOP HIM!

GET MORE RUSH

Thanks to Rush, Mega Man has two new Power-Ups to use as he chooses. They are completely different in what they do for Mega Man, but both provide the little blue guy with necessary capabilities.

RUSH POWER

Use Rush Power to break through barriers and find numerous Power-Ups and secret passages.



RUSH JET

Like using a jet pack, Mega Man can fly into the air to reach high places or escape danger.



THE APPROACH TO VICTORY

While it is possible to defeat any of the bosses using no special weapons at all, taking the course that we have

outlined in this review will provide you with more potent firepower to use on each successive enemy.



FLAME MAN STAGE

FLAME DROPPERS

The innocent and harmless-looking liquid turns to a fiery inferno if one of these flying red machines spins it instead into the liquid. Be warned: the flames are deadly!



START



Being that this is Flame Man's turf, you should plan on seeing a lot of flames licking at your shiny blue boots. The fire pits should be avoided like the plague. Charge up the Mega Buster for a lot of the enemies.

SHOOT FOR A STEP

Shoot those odd pellet shooters with a Mega Buster Blast to flip them over into the pits. Jump repeatedly on them and get a ride across the flames.



BURNING MAD



Instead that you've uncovered his true Flame Man will unleash a fiery fury upon Mega Man. Jump over the rising obstacles to strike at him. When the flames retreats rise toward you, jump up and land between them and stay put until they clear.

BOSS



BLIZZARD MAN STAGE



START

MELTDOWN

Using Freeze Man's weapon, break the ice that blocks access to the 1-Up. Use caution jumping back.



POWER FOR LIFE

Use Rush Power to break through the cracked ice block at this area. Mega Man will earn a needed 1-Up!



A mix of slippery ice surfaces and snowpack, which isn't slippery, is enough to keep most players guessing whether or not they'll slide off of a ledge in Blizzard Man's stage.

BO SQUIDDLEY

A simple sound blocks Mega Man's path! Several Mega Buster shots should take care of it. Watch out for the missiles and ice cubes that it shoots.



PLANT MAN STAGE

Plant Man's domain is fairly flat, but it can be deceptively difficult. There are a lot of enemies that come at Mega Man from unconventional angles.

START



TRAK BOSS

Twice during this stage, Mega Man will encounter the boss. Jump up and shoot for its eyes. Use a special weapon or charge up the Mega Buster for the long shots. Rapid fire up close.



TOMAHAWK MAN STAGE

BARREL BREAKIN'

Make sure that Mega Man does the Rush Power cut at the beginning of this stage. Break the barrels to find valuable Power Ups!



START



HARD HAT MACHINE

Stand just to the left of the spot that drops the Hard Hats and jump up and shoot it. Blast Hats when they peek out from their shells.


ABOVE IT ALL



Search for Rush Jet and fly up to the ladder in this area. At the top, fly to the right from platform to platform. Enemies await you!



If you want BEAT on your side, you'll have to tangle with all four true bosses. Tomahawk Man is first!



SECRET STASH

Items that you won't want to pass up are located in a secret room here. Use Flash Power to blast away the block of ice that obstructs the passage.



NOT TOO COOL

One of the easiest ways to defeat Blizzard Man is to leave all of the way to the right side of the screen, turn and start shooting. Start with your Flame Blast and it's depleted. When Blizzard Man rolls up like a ball and moves toward you, just jump up out of the way - ball bounce back away from you. You may have to crouch a bit to weave through his Blizzard Attack when it corners your way.



HE GROWS ON YOU

Jump over the invisible flame attack and let Blizzard Man love it with the Blizzard Attack. Repeatedly after being hit several and still away. Plant Man should change at you. It will retreat and try again.



BOSS

PROTOMAN PRESENT

Hang from the ladder and use Flash Power to break the block that covers the entrance to a secret room. Protoman will give Mega Man a mysterious gift when he enters the room. What could this strange item be used for?



FALSE BOSS

WAR CRY!!!

Power Up with the Flash Barrier and slide under the touchbacks that fly your way. This particular weapon does a lot of damage to Touchback Man. Don't waste it!



TRUE BOSS

YAMATO MAN STAGE

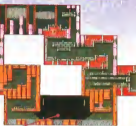


There is a lot of territory to cover in this stage. Check out the map to make sure you take the route that will lead you to the true boss.

START

FROGBOY

Power-Up with a long range special weapon like the Silver Smeatower when you combine this green mechanical monkey. Slide under the laser shot.



KNIGHT MAN STAGE

A letdown in the action, Knight Man's stage isn't quite as challenging as it could be although there are some tricky spots. Check the map for those areas.

START

SPIKE DANGER

With precision and some deft jumping and sliding, Mega Man should be able to escape deadly puncture in this area.



JAR DWELLERS

Switch to the Rush Power suit when you reach this area. The jar can easily be blown away with the power of this special suit. Otherwise wait for the head to pop up before you shoot.



CENTAUR MAN STAGE



START

The laws of gravity (and aquatics) are thrown out the window for Centaur Man's stage. No one knows why. Precision will go a long way in your struggle for survival in this stage.

SPIKE ZONE

The trick here is to hold down the Jump Button for as long as you want to jump. You'll stop rising when you let go of it.



WHAT'S GOING ON?

It's not every day that you can jump up into water, but that's what Mega Man will have to do here. You can use the power of the Rush Jet to avoid the hazard, too!



TRUE BOSS



FALSE BOSS

WHAT'S A YAMATO?



If you have more than one Energy Tank in reserve, the battle with Nemesis Man will be no problem. If you get low on power just drain one of your Tanks. However, if you have to fight on the up-and-up, just climb under the square that he checks and Man him with the Silver Toothpick.



SPRINGS

Use the Beach Jet suit to fly through this area. Try to stay off of the springs as much as possible because it's very difficult to control where you'll land.



FALSE BOSS



MACE MASTER



Knight Man is actually very easy to defeat if you have Nemesis Spear. Just hop over the Mace shots that fly at you and continue to attack apart. Knight Man will soon go right night.

TRUE BOSS

TRUE BOSS

NEIGH!

Carrot Man has three main forms of attack. First he shoots a shot that will go over your head, but when it reaches the other side of the room it will break up into numerous shots and they will spread out as the room tips. Second he can freeze you for a moment, and last, he can disappear and then reappear right on top of you. Use the Ice Knight Dash and keep moving.

FALSE BOSS




WIND MAN STAGE

Out of the initial eight stages in Mega Man VI, this is probably one of the most difficult stages to complete. Riding on the air blower currents makes it especially demanding.

POWER BLASTIN'

It's not a bad idea to suit up with Rush Power. Don't charge the weapon up fully. Its regular shots are more powerful than normal Arm Cannon shots.



START



BLOW HARD

Wind Man is quite active. Slow him down with Centaur Flash and then let him have it again! When he starts up his fans, you'll be sucked toward him. Carefully turn away and slide in the opposite direction until the suction subsides. Dodge the crossing fan. Made shots.



MR. X STAGE



OK, now comes the tough part! The action is so much more intense in Mr. X's castle. Frequently switching between Mega Man's weapons and Power-Ups will be a necessity.

MR. X, HUH?

It's not like we're givin' anything away here. Mr. X doesn't really exist. It's... of course, Dr. Wily again. He won't go away! His castle has been rebuilt (again) and his arsenal of crazy contraptions is fully stocked.

SECTION 1



You can take care of the track rockets with Plant Barrier and Rush Power.

SECTION 2



You should try the Silver Tomahawk, Centaur Flash and Rush Jet on this well less.

SECTION 3



This boss can be taken out using Buzzsaw Attack and proper use of Rush Jet.

SECTION 4



Mr. X's super-protection chip can be brought under control with Flame Blast.



BOSS



NINTENDO POWER READERS DESIGN NEW ROBOTS!

Knight Man and Wind Man, boss robots in Mega Man VI, were sent to Capcom by Nintendo Power. Thousands of our readers submitted designs for brand new mechanical maniacs for Mega Man to battle. Capcom interpreted the ideas of the winners into what you see in the game.

KNIGHT MAN

Donal White
St. John, Quebec



WIND MAN

Michael Lester
Goldfield, Pennsylvania



COMING
NEXT MONTH!

MEGA MAN X

Ever since the Super NES was released well over two years ago, everyone has been wondering when Capcom would release a Mega Man game for the powerful 16-bit system. The time is finally upon us. The most massive Mega Man game, Mega Man X, is coming your way. As you may have already guessed, it's fantastic. The great graphics, sound and play control that have been a fundamental ingredient of Mega Man games for so long are only enhanced in the first Super NES installment. We're giving you a sneak peak here, but you'll have to wait until next month's issue for the total scoop!

NEW EQUIPMENT FOR MEGA MAN

BODY ARMOR

After he receives his new metallic skin, X will experience a 50% reduction in the damage he takes from enemies.



HELMET ENHANCEMENT

A new durable alloy allows X's helmet to withstand greater forces than before. X can use his head to break things by jumping up and ramming into them.

NEW MEGA BUSTER

The power of the Arm Cannon, and any special weapons that you decide to use with it, is beefed up after X receives a gift from his brother, Zero.

ACCELERATION SYSTEM

X can execute a very quick dash maneuver after acquiring a new acceleration system. It can help him to attack, evade, and also jump long distances.



COUNSELORS' CORNER!



E.V.O. THE SEARCH FOR EDEN

HOW DO I GET THROUGH THE BIRD-KING FORT?



Jeff Lind

Enter the castle, go to the right and fall to the next level. Go right and fall down again. Continue to the right. Run and jump over the next gap, then step into the



From the start, go all the way to the right and enter the castle. Continue to the right.

teleporter. After teleporting, go to the right, fall down the hole, then walk all the way to the left to the next teleporter. Step off the teleporter then step right back on it



Fall down the first two gaps, then run and jump over the third. Enter the teleporter there.

again. Exit and jump over the teleporter on the left to pick up the Red Crystal, then seek out the Bird-King. When you fight the Bird-King, being a winged creature helps.



Pick up the Red Crystal, then take the teleporter on the left and work your way back to the Bird-King.



HOW DO I DEFEAT THE MOTHER YETI?



The easiest way to defeat the Mother Yeti is to become a four-legged mammal before you fight her. That way, you'll be able to kick backwards to attack her. Stay in the center of the screen with your back to her. When she hops toward you, kick her. She'll fall back a bit, then she'll breathe frost at you. Stay in the center and jump to avoid the frost. After breathing the frost, she'll hop toward you as she did before. Keep repeating these steps to defeat her.



Stay in the center. When the Mother Yeti hops toward you, kick backwards at her.



After she recovers from your kick, she'll breathe frost at you. Jump straight up to avoid it.

DUNGEON MASTER

HOW DO I GET THROUGH THE NEVER-ENDING ROOM ON THE FIFTH FLOOR?



Oliver Russell

This room appears to go on forever, but it really doesn't—it's just fooling you. If you face the entrance and step backwards, you'll see what's happening. You're actually stepping into a line of silent, invisible teleporters that send you back to the entrance. Go to the south-west corner of the room and push the wall switch there to turn off the teleporter next to the north wall. You can now follow the wall clockwise around to the Treasure Room.



The teleporter keeps sending you back to the beginning. Press the switch to turn one off.



With the north teleporter off, you can follow the wall clockwise around to the Treasure Room.



HOW DO I GET THROUGH THE FIFTH FLOOR'S SLIDING BLOCK ROOM?



There's more than one way to get through this room, but they all involve pressing switches to open walls up. At first, there's only one visible switch. Push it to open the wall behind you. Turn

around and press the switch there, then push the first one again to open a wall three spaces to the north. Move north three spaces, west one, then press the switch there to open two sections of wall, one to your left,

the other behind you. Don't press the switch on your left. Turn around and go north one space, then east four spaces. Flip the switch to open the Treasure Room on the east wall.



From your starting point, only a single switch is visible. Press it to open the wall behind you.



After opening the wall to the north, go up and left. Flip the switch there to open two walls.



Turn around and move north one space, east four. The last switch opens the Treasure Room.



WHAT DO I DO IN THE RIDDLE ROOM ON THE SIXTH FLOOR?



There are four riddles on the walls in this room, and four alcoves where you must place the items hunted at in the riddles. Placing the items in the right alcoves

will make a hidden alcove that holds an Iron Key appear. Pair the following items with the corresponding riddles, the Mirror of Dawn by "I am all, I am none", a Gold Coin by "A

golden head and tail but no body", a Bow by "I arch, but have no back", and a Blue Gem by "Hard as rocks, blue as sky." Pick up the Iron Key when the hidden alcove appears.




THE LEGEND OF ZELDA: LINK'S AWAKENING

WHAT DOES THE CLUE, "FIRST A POLS VOICE, THEN LAST THE STALFOS," MEAN?



John Esberry

In a Level 2, you'll get the clue, "First a Pols Voice, then last the Stafpos" when you read a wall tile. Soon after, you'll enter a room that is inhabited by a Pols Voice, a Keese and a Stafpos. You must defeat the Pols Voice first, the Keese second and the Stafpos last in order to get the Nightmare Key. Shift a block to free the Pols Voice, then hit it with a bottle. The Sword works well on the Keese (the hat) and the skeleton-like Stafpos.



When you reach this wall tile, you'll get a clue about beating the three enemies to come.



Throw a bottle to take out the Pols Voice, then use the Sword on the others.



WHY SHOULD I GO FISHING?



There's an avid angler fishing at the lake north of Madame Meow-Meow's house. For ten Rupees, he'll let you use his pole. Use the Control Pad to direct your cast,

and press the A or B Button rapidly when you've hooked a fish to reel it in. There are five fish, big and small, in the lake. When you land a small fish, the fisherman will give you five

Rupees, but if you land a lunker, he'll reward you with 20 Rupees. And best of all, when you land the last fish and empty the lake, you'll get a Piece of Heart.



The fisherman at the lake north of Madame Meow charges ten Rupees per cast.



He'll offer you only five Rupees for a nut, but don't get discouraged—keep fishing.



When you land the last lunker, you'll get 20 Rupees and a Piece of Heart.




HOW DO I REACH THE CAVE ENTRANCE NEAR MARTHA'S BAY?




Reaching the hidden cave entrance near Martha's Bay is tricky. Link can jump the gap, but there's no place for him to

land. Jump the pit and swing your Sword on the way down. You might fall into the pit, but at least you'll clear a landing site that will still be


there when you reappear. Now you can jump over and back a path to the entrance to a tunnel that leads to a Mad Barter's Shrine.



Jump over the pit and swing your Sword down so you come down.



When you reappear after falling, the cleared space will still be there. Jump over to it.



Cut through the bushes to the hidden entrance. Go in and find the Mad Barter's Shrine.

BATTLETOADS & DOUBLE DRAGON



Chris Rush

HOW DO I AVOID THE RAVENS IN 3-3?

You're in for a wild ride when you hang from the Turbo Cable in Level 3-3. You'll have to move up and down the cable quickly to dodge the anti-electric fields, and you'll also have to watch out for those pesky Ravens. You can actually use the big birds to your advantage, though. When you kick them, they'll bounce back against the walls. As they bounce off the walls, kick them again. If you can keep drifting them long enough, you'll earn a 1-Up, which will probably come at handy by this point.



The Turbo Cable is a roller coaster of another kind. Catch on to it and climb quickly up and down to avoid the obstacles along the way.



When you meet a Raven, keep it bouncing around between the walls and your size 13s. Keep it going long enough to earn a 1-Up.



HOW DO I DEFEAT THE ROBO-MANUS?



Boss of Level 5, the Robo-Manus is a speedy blue robot with an extendo-neck. In the first phase of the attack, his neck glows only when he fires. Later, his neck glows all the time. You'll have to punch or kick him about 30 times

to reduce him to spare parts. During phase one, he shoots one high laser then two low ones. Stand still to avoid the high shot, then jump over the low ones and punch or kick him repeatedly. When his neck starts glowing all the time, he'll fire a sin-

gle low laser followed by a high shot. The high shot will fly over your head as long as you don't jump before it passes by. After it flies by, jump over the low one and continue to punch and kick until he's a basket case.



The Robo-Manus, boss of Level 5, has a long neck that stretches and retracts. Watch it.



Stand still to avoid the high-laser shots. If you try to jump too soon, you'll be hit.



When the Robo-Manus fires low shots, jump over them and attack him with kicks or punches.

TAP THE POWERLINE FOR THE HOTTEST TIPS



WRITE TO:

Counselors' Corner
P.O. Box 97033
Redmond, WA
98073-9733

CALL:

(206) 885-7529
Nintendo Game Play
Counselors are on call
Mon-Sat, 4:00 a.m. to
Midnight and Sun,
6:00 a.m. to 7:00 p.m.
Pacific time



Raya Systems teamed with Novo Nordisk Pharmaceuticals, the world's largest manufacturer of insulin, to produce Captain Novolin, the first game of its kind. Recognizing that video games are a big part of most kids' lives, they set out to make a game that would not only teach kids how to cope with their diabetes but also entertain them in the process. Kids diagnosed with diabetes have to learn volumes of information about monitoring their blood sugar levels and controlling them using insulin and good eating habits. Captain Novolin makes learning all of that critical information easier—and a lot more fun—than traditional, non-interactive methods.

Captain Novolin is a buff superhero who also happens to have diabetes. When aliens land on Moam Wayupthar, he's the one who sets out to hunt them down, and the people's safety depends on him—and on his health. Kids learn about handling the condition by following the superhero on the adventure, making him eat the right foods and helping him assess his blood sugar and administering insulin as necessary. If they fail, so does the Captain, so they have to steer him around sugary junk food and feed him only what will keep him strong, fit and feeling good. By keeping Captain Novolin in the green zone, players also learn what they need to do to keep themselves healthy.



RAY SYST

With its series of Health Hero games, Raya Systems reaches out to put some fun in learning how to cope with diabetes and other conditions that affect kids and adults alike. Captain Novolin and

TO T RESO



A -EMS

Rex Ronan—Experimental Surgeon are just two of the several titles Raya plans to bring to the Super NES to address contemporary health issues from a new and interactive angle.

HE CUE!



Rex Ronan—Experimental Surgeon is the first in a series that Raya plans to use to address the issue of substance abuse. Rex takes on tobacco and goes to unusual lengths to try to reverse the effects of smoking. By tagging along on Rex's adventure, players see firsthand how smoking damages the body.

The story line has Rex, a brilliant surgeon, being shrunk to microscopic size so he can journey into the body of tobacco salesman Jake Westborn and reverse the damage caused by years of smoking. In side-scrolling action and behind-the-controls flying stages, Rex uses his clearing laser to remove the plaque, tar, phlegm and cancerous cells from Jake's embattled body. The action starts when Rex and his tiny ship are placed on Jake's tongue. From there, they travel through the mouth, down the trachea and through the lungs, bronchial tubes, heart and arteries before going on to the brain, where Rex takes on the most difficult problem of all, Nicotine Addiction. Players must learn what kinds of damage to look for in the different parts of the body, and they must make quick decisions based on their knowledge of the effects of smoking.

Rex Ronan—Experimental Surgeon is a new, fast-paced way to look at the effects of smoking, and like Captain Novolin, the game also has an option that lets players choose either English, French or Spanish screen text.



FUN AND FACTS GO HAND IN HAND

You might wonder how Raya Systems became involved in producing games based on health-related issues. President and founder Steve Brown originally worked in supplying more traditional software applications to medical companies. It became clear to him in his contact with those companies that there was a real need for a new way to deliver important medical information to kids.

Children diagnosed with diabetes are a case in point. "They have to learn so much to stay healthy," Brown observed. Also recognizing that video games were hot items with kids, he thought that applying them as learning tools was a natural pairing of fun and facts.

When he talked with officials at Novo Nordisk Pharmaceuticals, he met Erik Jensen, whose son was an avid player of Super NES games. He thought Brown's ideas would work, and the pharmaceutical giant signed on to help fund the production of Captain Novolin.

"How do we get the message across but still have it look and feel like a regular game?"

Brown knew computer software, of course, but was relatively new to Super NES games. He set out to learn everything he could about them, buying up every Super NES game his local video store had on hand. And he started playing.

After playing until his eyes hurt, Brown started forming his first ideas for Captain Novolin. He realized that creating a successful game would be a

challenge, and wondered, "How do we get the message across but still have it look and feel like a regular game?"

Although Raya employs programmers of its own, the company went to what Brown referred to as "the industry pros," Sculptured Software, for development of Captain Novolin. Sculptured Software, known for developing stand-out games such as NCAA Basketball, Super Star Wars and Super Empire Strikes Back, took on the project. Sculptured, too, realized that it would be a challenge to make a

"They have to learn so much to stay healthy..."

game that was fun to play but that still delivered the information so vital to the health of the players with diabetes.

What evolved was super hero Captain Novolin on his quest to rid the city of aliens and rescue the mayor. The game's main strategy is in using the knowledge gained in introductory cinema sequences to eat the proper amounts of the right kinds of food. Captain Novolin must defeat the aliens and save the mayor, who also has diabetes. Since he's been without insulin for two days, Captain Novolin must determine what his blood-sugar level is and provide proper treatment.

The game has been a big hit with the kids who've played and learned from it. According to John Ratzenburger, formerly "Cliff" from NBC's "Cheers" and a celebrity volunteer for the Juvenile Diabetes Foundation, "Not only is this game really fun, but it helps kids learn a lot about managing their diabetes."

"Not only is this game fun, but it really helps kids learn a lot about managing their diabetes."

TITLE DEMO PROP 99 GAME START			
PUBLISH DATE: _ _ _ _	BITS: _ _ _ _	PAGE 2 OF 2	
			
			



ACCURACY COUNTS FOR RAY SYSTEMS AND SCULPTURED SOFTWARE

In addition to the funding provided by Novo Nordisk Pharmaceuticals, research grants from the National Institutes of Health have helped make the Health Hero games possible. Raya Systems has also worked closely with Stanford University to help ensure accuracy and educational value.

Sculptured Software shares Raya Systems' commitment to accuracy. Jeff Peters, Production Manager and Director of Rex Roman—Exper-

The trick was to make a fun game that taught something valuable without players realizing they were learning.

imental Surgeon, said that he'd never seen so many medical books in his life. He and his development team studied the effects of smoking on every part of the body before determining the route that the miniaturized medic would take through the diseased body. When asked what he'd learned in preparing for the project, Peters responded, "I think I could just about do brain surgery now!"

When first approached about handling the project, Peters said that he was intrigued, but he, too, thought that it would be difficult to create a game that would be both fun and educational. Since players traditionally play for fun rather than "work," the trick, in his mind, was to make a fun game that taught something valuable without players realizing that they were learning.

Rex Roman incorporates plenty of the action that video gamers are accustomed to. When the development team tested the game in focus groups, they found it to be a hit with gamers in the five- to twelve-year-old target audience—and they found that they learned a lot, too.

Raya Systems has other projects in the works, too, including Bronkie the Bronchusaurus, which is coming for the Super NES in 1994 to teach kids self-management skills for dealing with asthma, and The AIDS Avenger, which sends players on a mission to correct misconceptions about HIV and AIDS. Spitz the Safety Cat, another Super NES game in the works, stars cool, clever Spitz, who navigates a world full of obstacles and hazards that children face daily.

If funding comes through, the company hopes to produce even more games focusing on health and social issues. Captain Novolin was introduced last summer at Diabetes Camps across the country to kids who were amazed that there was a game just for them. Raya Systems now hopes to produce a second diabetes game (tentatively titled Camp Insulin). And Shawn Valdez, an eight-year-old boy who attended Paul Newman's Hole in the Wall Gang Camp for children with life-threatening illnesses, is the inspiration for another possible game about dealing with leukemia. He described his dream for a game that let him fight leukemia cells in I Will Sing: Voices From the Hole in the Wall Gang Camp. Thanks to Raya Systems, some kids with special medical needs are having their dreams come true.

Raya Systems has other projects in the works, too.

RAYA SYSTEMS HELPS DREAMS COME TRUE

TETRIS 2™

An NES Favorite Returns

Back in 1989 the NES classic, Tetris, was released, and people have been intrigued ever since. This year brings us the long awaited sequel, Tetris 2.

Welcome to advanced Tetris 201.
I am your professor, Dr. Izomon.



© 1987 Elorg. Tetris 2 is a registered trademark of Elorg. Tetris 2 licensed to Nintendo © 1989-1993

Three Great Ways To Play

Tetris 2 has three different play modes. First, there's the One-Player Mode, which you can play for high scores or just to practice your technique. The second mode is Player vs. Players, which delivers frantic head-to-head puzzle action at its best! And finally, there is the Player vs. CPU Mode that lets you test your speed and wits against the computer.

ONE-PLAYER

In the One-Player Mode, you'll learn all about how to rotate and drop a whole new set of Tetris pieces. This time, the objective is different. Instead of trying to complete lines, you'll try to line up three or more blocks of the same color in a horizontal or vertical line. Your goal is to get rid of the Flashing Blocks, which are usually near the bottom of the screen, and progress to the next level. When you line up chain reactions, you can rack up a high score.

PLAYER VS. PLAYER

If you've ever played Dr. Mario's Two-Player Mode, you know how intense a two-player puzzle game can be. In the Player vs. Player Mode, your good moves can really mess up your opponent's playing field. If you drop more than one set of three blocks or remove a flashing block from your side, you'll send a surprise package to your buddy. And if you get a Super Tetris, well more on that later.

This is our lesson plan. Please study it.



Player vs. CPU

If you're just itching for a two-player game, but there's no one around to challenge, or if you just want to practice before you take on a friend, select the Player vs. CPU Mode. It lets you hone your stacking skills by playing against the computer—and the programmers of Tetris 2 have done a great job of making your computer a worthy adversary. With three levels of computer intelligence, the CPU is smart enough to challenge players of all skill levels.

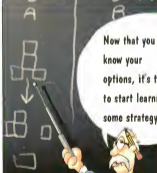


Before you start, you can assign your computer one of the three skill levels shown. You can also up the challenge by changing the starting level.



The playing screen looks just like it does in the Player vs. Player Mode. The first player—human or computer—to win three games takes the match.

Diagram Diagram



Now that you know your options, it's time to start learning some strategy!


Single Player Strategies

If you've played the original Tetris, you already know how to spin and drop Tetris pieces. There's more to Tetris 2 than spinning and dropping, though—now you have to match colors, too. Try the techniques shown on this page to become a Tetris 2 master.



Chain Reactions

The first step to success in Tetris 2 is learning how to trigger a Chain Reaction, which clears more than one set of blocks with a single dropped block. Chain Reactions not only result in high scoring combinations, they are also very useful for disrupting an opponent's game in the




Think ahead . . .
think like a tetrad.



Break 'Em Up

Some of the shapes break apart when they land. After the shape touches down, you can still maneuver the pieces that break off. If you're quick and clever, you can use those pieces to fill in small nooks and crannies that may exist deep in your play field.



Spin the tetrad counterclockwise. The red block will keep falling after the yellow and blue part lands.



Two-Player Mode. When dropping a block, try to line it up so the individual blocks will fall down onto lower blocks of the same color later.

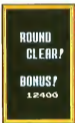
Super Tetris!

If you can lay six blocks of the same color in a straight line, they'll disappear and you'll score a Super Tetris. This move is especially devastating in the Two-Player Mode because it makes all of the blocks of that color disappear from your playing field. Clearing up your board can make a big difference when you're playing head-to-head!



Color Bonus

Here's a really tough start with a big payoff. Usually, you just need to get rid of the flashing blocks to complete a level. If you can manage to clear out all three of the flashing blocks with the same drop, you'll earn a special color bonus. This is extra credit material, for sure. If you can pull this one off, give yourself an A+!




The Color Bonus really boosts your score!



Thirty-something

On the Level Selection screen, you can choose the level you want to start with. Although you can choose only up to Level 30, there are still more levels to go through in the One-Player Mode. After you finish Level 30, you'll see a cinema scene that shows a man on the moon with a little blue orb, then the game will restart on Level 31 and the play gets really hairy. The upper levels demand total concentration.



Player vs. Player



It's a safe way to pummel your friends!

The object is the same. Try to make your opponent's pieces stack up to the top while clearing out all of the blocks on your side. Remember that every time you pull off a radical move, it can really make a mess of your competitor's play field. Work as quickly as you can—the play can get fast and furious in short order.



Quick Drop

If you create a Chain Reaction by eliminating more than one set of three blocks in one drop, you'll send one or more pieces plummeting on your opponent's side of the screen. It's possible for your opponent to rotate the pieces as they fall, but they move so fast that it's really tough. If you practice setting up Chain Reactions in the One-Player Mode, you'll be armed and dangerous.



Watch Yourself

It can be tempting to look at the other side of the screen to survey the damage you're doing, but if you do, it's very possible that you'll miss your next golden opportunity.



If you lose your concentration, even for a block or two, the pieces will really start to pile up. If all else fails, ignore colors and fill holes!

You're catching on!



Player vs. Computer

When you want to play a two-player game but no one else is around (or if you're so good that no one wants to play against you), the next best thing is to play against the computer in the Player vs. CPU Mode. It has three different difficulty levels, so there is plenty of challenge, even for a Tetris 2 expert!



Test your wits against the computer!



Line Up Colors For Chain Reactions

Look at the colors of the blocks that are in the rows under the spot where you're placing the current block. Plan ahead and line up colors vertically so that they will

eliminate the blocks below when they fall. Watch the blocks disappear—and listen to your opponent howl as they reappear on the other side of the screen.



Chain Reactions Revisited

Probably the most important skill for Tetris 2 players to master is putting together Chain Reactions. They're the key to high scores and clean screens. Not only do they score you lots of points in the One-Player Mode, but they also make strong offensive moves when used in the Player vs. Player Mode. Line 'em up, and let 'em drop!



Look for Tetris 2, coming later this month for Game Boy!



PLAYER'S POLL

Please answer the following questions on the postcard provided below, then enter our Player's Poll Contest by sending it in!

A. What do you think of the new Super Power Supplies and the Super Power Stamps?

- 1 I think they're great
- 2 I like them
- 3 They're O.K.
- 4 I hate them
- 5 I don't understand how they work

B. How do you like the merchandise that is offered in the Super Power Supplies catalog?

- 1 It's all really cool
- 2 I like some of the stuff
- 3 I couldn't find anything I like
- 4 Catalog? What catalog?

F. Please indicate, in order of preference, your five favorite Super NES games.

G. Please indicate, in order of preference, your five favorite Game Boy games.

H. Please indicate, in order of preference, your five favorite NES games.

I. Trivia Test: If Marvin Martian can create 125 instant Martians an hour, how long would it take to make 1500 Martians?

C. Do you plan on getting a friend to join the Super Power Club so you can get extra Super Power Stamps?

- 1 Yes, as many friends as I can
- 2 I'll try, but I'm not sure they'll join
- 3 I can't think of any friends that want to join
- 4 I'm not a subscriber yet

D. How old are you?

- | | | |
|-----------|---------|---------------|
| 1 Under 6 | 3 12-14 | 5 18-24 |
| 2 6-11 | 4 15-17 | 6 25 or older |

E. Sex

- 1 Male
- 2 Female

Answers to the Player's Poll - Volume 55

Name _____ Tel _____

Address _____

City _____ State/Prov _____ Zip/Postal _____

Membership Number _____ Age _____

Please answer by circling the numbers that correspond to the survey questions above.

A. 1 2 3 4 5

B. 1 2 3 4

C. 1 2 3 4

D. 1 2 3 4 5 6

E. 1 2

F. Indicate numbers from 1-99 (from the list on the back of the card) 1. _____ 2. _____ 3. _____ 4. _____ 5. _____

G. Indicate numbers 100-162 (from the list on the back of the card) 1. _____ 2. _____ 3. _____ 4. _____ 5. _____

H. Indicate numbers 163-221 (from the list on the back of the card) 1. _____ 2. _____ 3. _____ 4. _____ 5. _____

I. Trivia Answer _____

Plus... GET POWER TO BURN WITH BACK ISSUES AND TIP BOOKS!

Did you know that you can get back issues of Nintendo Power? Or special Tip Books designed to make you a Power Animal? Well, you can! Just fill out the other side of this card.

So what are you waiting for? Fill it out. Detach it. Mail it. Here's the address:

Nintendo Power Magazine,
P.O. Box 97032
Redmond, WA 98073-9732

Super NES Games

- 400000
- 400001
- 400002
- 400003
- 400004
- 400005
- 400006
- 400007
- 400008
- 400009
- 400010
- 400011
- 400012
- 400013
- 400014
- 400015
- 400016
- 400017
- 400018
- 400019
- 400020
- 400021
- 400022
- 400023
- 400024
- 400025
- 400026
- 400027
- 400028
- 400029
- 400030
- 400031
- 400032
- 400033
- 400034
- 400035
- 400036
- 400037
- 400038
- 400039
- 400040
- 400041
- 400042
- 400043
- 400044
- 400045
- 400046
- 400047
- 400048
- 400049
- 400050
- 400051
- 400052
- 400053
- 400054
- 400055
- 400056
- 400057
- 400058
- 400059
- 400060
- 400061
- 400062
- 400063
- 400064
- 400065
- 400066
- 400067
- 400068
- 400069
- 400070
- 400071
- 400072
- 400073
- 400074
- 400075
- 400076
- 400077
- 400078
- 400079
- 400080
- 400081
- 400082
- 400083
- 400084
- 400085
- 400086
- 400087
- 400088
- 400089
- 400090
- 400091
- 400092
- 400093
- 400094
- 400095
- 400096
- 400097
- 400098
- 400099
- 400100

- 400101
- 400102
- 400103
- 400104
- 400105
- 400106
- 400107
- 400108
- 400109
- 400110
- 400111
- 400112
- 400113
- 400114
- 400115
- 400116
- 400117
- 400118
- 400119
- 400120
- 400121
- 400122
- 400123
- 400124
- 400125
- 400126
- 400127
- 400128
- 400129
- 400130
- 400131
- 400132
- 400133
- 400134
- 400135
- 400136
- 400137
- 400138
- 400139
- 400140
- 400141
- 400142
- 400143
- 400144
- 400145
- 400146
- 400147
- 400148
- 400149
- 400150
- 400151
- 400152
- 400153
- 400154
- 400155
- 400156
- 400157
- 400158
- 400159
- 400160
- 400161
- 400162
- 400163
- 400164
- 400165
- 400166
- 400167
- 400168
- 400169
- 400170
- 400171
- 400172
- 400173
- 400174
- 400175
- 400176
- 400177
- 400178
- 400179
- 400180
- 400181
- 400182
- 400183
- 400184
- 400185
- 400186
- 400187
- 400188
- 400189
- 400190
- 400191
- 400192
- 400193
- 400194
- 400195
- 400196
- 400197
- 400198
- 400199
- 400200

- 400201
- 400202
- 400203
- 400204
- 400205
- 400206
- 400207
- 400208
- 400209
- 400210
- 400211
- 400212
- 400213
- 400214
- 400215
- 400216
- 400217
- 400218
- 400219
- 400220
- 400221
- 400222
- 400223
- 400224
- 400225
- 400226
- 400227
- 400228
- 400229
- 400230
- 400231
- 400232
- 400233
- 400234
- 400235
- 400236
- 400237
- 400238
- 400239
- 400240
- 400241
- 400242
- 400243
- 400244
- 400245
- 400246
- 400247
- 400248
- 400249
- 400250
- 400251
- 400252
- 400253
- 400254
- 400255
- 400256
- 400257
- 400258
- 400259
- 400260
- 400261
- 400262
- 400263
- 400264
- 400265
- 400266
- 400267
- 400268
- 400269
- 400270
- 400271
- 400272
- 400273
- 400274
- 400275
- 400276
- 400277
- 400278
- 400279
- 400280
- 400281
- 400282
- 400283
- 400284
- 400285
- 400286
- 400287
- 400288
- 400289
- 400290
- 400291
- 400292
- 400293
- 400294
- 400295
- 400296
- 400297
- 400298
- 400299
- 400300

- 400301
- 400302
- 400303
- 400304
- 400305
- 400306
- 400307
- 400308
- 400309
- 400310
- 400311
- 400312
- 400313
- 400314
- 400315
- 400316
- 400317
- 400318
- 400319
- 400320
- 400321
- 400322
- 400323
- 400324
- 400325
- 400326
- 400327
- 400328
- 400329
- 400330
- 400331
- 400332
- 400333
- 400334
- 400335
- 400336
- 400337
- 400338
- 400339
- 400340
- 400341
- 400342
- 400343
- 400344
- 400345
- 400346
- 400347
- 400348
- 400349
- 400350
- 400351
- 400352
- 400353
- 400354
- 400355
- 400356
- 400357
- 400358
- 400359
- 400360
- 400361
- 400362
- 400363
- 400364
- 400365
- 400366
- 400367
- 400368
- 400369
- 400370
- 400371
- 400372
- 400373
- 400374
- 400375
- 400376
- 400377
- 400378
- 400379
- 400380
- 400381
- 400382
- 400383
- 400384
- 400385
- 400386
- 400387
- 400388
- 400389
- 400390
- 400391
- 400392
- 400393
- 400394
- 400395
- 400396
- 400397
- 400398
- 400399
- 400400

- 400401
- 400402
- 400403
- 400404
- 400405
- 400406
- 400407
- 400408
- 400409
- 400410
- 400411
- 400412
- 400413
- 400414
- 400415
- 400416
- 400417
- 400418
- 400419
- 400420
- 400421
- 400422
- 400423
- 400424
- 400425
- 400426
- 400427
- 400428
- 400429
- 400430
- 400431
- 400432
- 400433
- 400434
- 400435
- 400436
- 400437
- 400438
- 400439
- 400440
- 400441
- 400442
- 400443
- 400444
- 400445
- 400446
- 400447
- 400448
- 400449
- 400450
- 400451
- 400452
- 400453
- 400454
- 400455
- 400456
- 400457
- 400458
- 400459
- 400460
- 400461
- 400462
- 400463
- 400464
- 400465
- 400466
- 400467
- 400468
- 400469
- 400470
- 400471
- 400472
- 400473
- 400474
- 400475
- 400476
- 400477
- 400478
- 400479
- 400480
- 400481
- 400482
- 400483
- 400484
- 400485
- 400486
- 400487
- 400488
- 400489
- 400490
- 400491
- 400492
- 400493
- 400494
- 400495
- 400496
- 400497
- 400498
- 400499
- 400500

Game Boy Games

- 400501
- 400502
- 400503
- 400504
- 400505
- 400506
- 400507
- 400508
- 400509
- 400510
- 400511
- 400512
- 400513
- 400514
- 400515
- 400516
- 400517
- 400518
- 400519
- 400520
- 400521
- 400522
- 400523
- 400524
- 400525
- 400526
- 400527
- 400528
- 400529
- 400530
- 400531
- 400532
- 400533
- 400534
- 400535
- 400536
- 400537
- 400538
- 400539
- 400540
- 400541
- 400542
- 400543
- 400544
- 400545
- 400546
- 400547
- 400548
- 400549
- 400550
- 400551
- 400552
- 400553
- 400554
- 400555
- 400556
- 400557
- 400558
- 400559
- 400560
- 400561
- 400562
- 400563
- 400564
- 400565
- 400566
- 400567
- 400568
- 400569
- 400570
- 400571
- 400572
- 400573
- 400574
- 400575
- 400576
- 400577
- 400578
- 400579
- 400580
- 400581
- 400582
- 400583
- 400584
- 400585
- 400586
- 400587
- 400588
- 400589
- 400590
- 400591
- 400592
- 400593
- 400594
- 400595
- 400596
- 400597
- 400598
- 400599
- 400600

NES GAMES

- 400601
- 400602
- 400603
- 400604
- 400605
- 400606
- 400607
- 400608
- 400609
- 400610
- 400611
- 400612
- 400613
- 400614
- 400615
- 400616
- 400617
- 400618
- 400619
- 400620
- 400621
- 400622
- 400623
- 400624
- 400625
- 400626
- 400627
- 400628
- 400629
- 400630
- 400631
- 400632
- 400633
- 400634
- 400635
- 400636
- 400637
- 400638
- 400639
- 400640
- 400641
- 400642
- 400643
- 400644
- 400645
- 400646
- 400647
- 400648
- 400649
- 400650
- 400651
- 400652
- 400653
- 400654
- 400655
- 400656
- 400657
- 400658
- 400659
- 400660
- 400661
- 400662
- 400663
- 400664
- 400665
- 400666
- 400667
- 400668
- 400669
- 400670
- 400671
- 400672
- 400673
- 400674
- 400675
- 400676
- 400677
- 400678
- 400679
- 400680
- 400681
- 400682
- 400683
- 400684
- 400685
- 400686
- 400687
- 400688
- 400689
- 400690
- 400691
- 400692
- 400693
- 400694
- 400695
- 400696
- 400697
- 400698
- 400699
- 400700

Place Stamp Here

Nintendo Power
 P.O. BOX 97062
 Redmond, WA 98073-9762



BACK ISSUE / TIP BOOK ORDER FORM

If you missed these classic Nintendo Power issues, don't miss out here! Prices listed include the cover price plus the cost of shipping and handling.

Name _____

Address _____

City _____ State Prov _____ Zip/Postal _____

Phone _____ Membership No _____

Please check method of payment:
 Check or Money Order
 MasterCard
 Visa
 (Payable to Nintendo)

Credit Card Number _____ Expiration Date _____

Cardholder's Signature _____ Telephone No _____

Cardholder's Name _____

Issue	Quantity	Price	Total
400001	1	\$4.99	\$4.99
400002	1	\$4.99	\$4.99
400003	1	\$4.99	\$4.99
400004	1	\$4.99	\$4.99
400005	1	\$4.99	\$4.99
400006	1	\$4.99	\$4.99
400007	1	\$4.99	\$4.99
400008	1	\$4.99	\$4.99
400009	1	\$4.99	\$4.99
400010	1	\$4.99	\$4.99
400011	1	\$4.99	\$4.99
400012	1	\$4.99	\$4.99
400013	1	\$4.99	\$4.99
400014	1	\$4.99	\$4.99
400015	1	\$4.99	\$4.99
400016	1	\$4.99	\$4.99
400017	1	\$4.99	\$4.99
400018	1	\$4.99	\$4.99
400019	1	\$4.99	\$4.99
400020	1	\$4.99	\$4.99
400021	1	\$4.99	\$4.99
400022	1	\$4.99	\$4.99
400023	1	\$4.99	\$4.99
400024	1	\$4.99	\$4.99
400025	1	\$4.99	\$4.99
400026	1	\$4.99	\$4.99
400027	1	\$4.99	\$4.99
400028	1	\$4.99	\$4.99
400029	1	\$4.99	\$4.99
400030	1	\$4.99	\$4.99
400031	1	\$4.99	\$4.99
400032	1	\$4.99	\$4.99
400033	1	\$4.99	\$4.99
400034	1	\$4.99	\$4.99
400035	1	\$4.99	\$4.99
400036	1	\$4.99	\$4.99
400037	1	\$4.99	\$4.99
400038	1	\$4.99	\$4.99
400039	1	\$4.99	\$4.99
400040	1	\$4.99	\$4.99
400041	1	\$4.99	\$4.99
400042	1	\$4.99	\$4.99
400043	1	\$4.99	\$4.99
400044	1	\$4.99	\$4.99
400045	1	\$4.99	\$4.99
400046	1	\$4.99	\$4.99
400047	1	\$4.99	\$4.99
400048	1	\$4.99	\$4.99
400049	1	\$4.99	\$4.99
400050	1	\$4.99	\$4.99
400051	1	\$4.99	\$4.99
400052	1	\$4.99	\$4.99
400053	1	\$4.99	\$4.99
400054	1	\$4.99	\$4.99
400055	1	\$4.99	\$4.99
400056	1	\$4.99	\$4.99
400057	1	\$4.99	\$4.99
400058	1	\$4.99	\$4.99
400059	1	\$4.99	\$4.99
400060	1	\$4.99	\$4.99
400061	1	\$4.99	\$4.99
400062	1	\$4.99	\$4.99
400063	1	\$4.99	\$4.99
400064	1	\$4.99	\$4.99
400065	1	\$4.99	\$4.99
400066	1		

GRAND
PRIZE

DINOSAUR

GO ON A REAL DINOSAUR DIG WITH "DR. DINOSAUR" JACK HORNER, TECHNICAL CONSULTANT FOR **JURASSIC PARK**



FROM NINTENDO POWER AND OCEAN OF AMERICA



MEET THE REAL "DR. GRANT," DR. JACK HORNER, PALEONTOLOGIST AND TECHNICAL CONSULTANT FOR **JURASSIC PARK**



GO ON A REAL DIG WITH DR. HORNER AT HIS RESEARCH SITE IN BOZEMAN, MONTANA



GET A V.I.P. TOUR OF THE MUSEUM OF THE ROCKIES AND ITS LABORATORIES



GO ON A LLAMA TREK THROUGH YELLOWSTONE NATIONAL PARK



A **JURASSIC PARK** GAME PAK FROM **ocean** FOR THE SYSTEM OF YOUR CHOICE

UR DIG

SECOND PRIZE: 10 WINNERS



A JURASSIC PARK GAME PAK FOR THE SYSTEM OF YOUR CHOICE



A PREHISTORIC POWER PACKAGE FROM THE MUSEUM OF THE ROCKIES

- CASTINGS OF A T-REX TOOTH AND TROODON EGG
- AN OFFICIAL MUSEUM PATCH
- AN AUTOGRAPHED COPY OF DIGGING UP DINOSAURS, CO-AUTHORED BY DR. HORNER



YOU, TOO, CAN BE PART OF THE BIG DIG!

By sending your contributions to the Paleo Endowment at the Museum of the Rockies, you'll be helping researchers discover how dinosaurs lived—and what caused them to become extinct. To contribute, send your check to Money Order to:

Museum of the Rockies
Montana State University
Bozeman, MT 59717-0272

Please note on check or M.O. that your contribution is for the Paleo Endowment.

MUSEUM OF THE ROCKIES

THIRD PRIZE: 50 WINNERS

NINTENDO POWER T-SHIRTS



OFFICIAL CONTEST RULES

To enter, either fill out the Player's Poll response card or print your name, address, telephone number, Vol. 53 and the answer to the trivia question on a plain 2 1/2" x 9" card. Mail your entry to this address.

NINTENDO POWER
PLAYER'S POLL VOL. 53
P.O. BOX 97062
Redmond, WA 98073-9762

advertisements or other incentives for the purpose of advertisements or promotions on behalf of "Nintendo Power" magazine or Nintendo of America Inc. without further compensation. Prizes are limited to one per household.

Chances of winning are determined by the total number of entries received. The total of prizes to be awarded is distributed to 611,900,000. No substitution of prizes is permitted. All prizes will be awarded. To receive a list of winners, which will be available after January 31, 1994, send your request to the address above.

GRAND PRIZE: NOA will provide air travel and accommodations for the winner and three guests. If under 18, the winner must be accompanied by a parent or guardian. The winner must also provide a written release to NOA. Estimated value of the trip is \$5000. Exact date of the trip is subject to determination by NOA. Some restrictions apply. Void where prohibited by law. This contest is subject to all federal, state and local laws and regulations.

One entry per person please. All entries must be postmarked no later than January 1, 1994. We are not responsible for lost or misdelivered mail.

On or about January 15, 1994, winners will be randomly drawn from entries of all eligible entries. By accepting their prizes, winners consent to the use of their names,

TOP 20



DECEMBER 1993



The big news this month is *Mortal Kombat*. It took the number one spot on the Super NES chart, but the legend of *Zelda* holds the top spots on the other two charts in another strong showing this month. Other noteworthy newcomers include Disney's *Aladdin* and Modden's *NFL '94*.

SUPER NES

1 26,100
POINTS
1 MONTH

MORTAL KOMBAT



What a debut! *Mortal Kombat* goes straight to number one in its first month on the Top 20 charts. The crowd goes wild!

2 23,157
POINTS
4 MONTHS

STREET FIGHTER II TURBO



The new and improved *Street Fighter II* is a hit, and everybody knows it. Try out all the new moves.

3 15,369
POINTS
2 MONTHS

SUPER MARIO ALL-STARS



This four games-in-one Game Pak has proven to be popular with the Players this month.

4 14,704
POINTS
THE LEGEND OF ZELDA: A LINK TO THE PAST
Link's Super NES adventure will keep the crowds playing for a long time to come.

5 STAR FOX

9,124
POINTS

Fox McCloud and his rag-tag band of fighters take on Andross in the fight of a lifetime.

6 7,451
POINTS

SUPER MARIO KART

7 6,895
POINTS

STREET FIGHTER II: THE NEW AGE

8 5,557
POINTS

DISNEY'S ALADDIN

9 4,166
POINTS

FINAL FANTASY II

10 3,777
POINTS

MARIO PAINT

11 3,335
POINTS

SECRET OF MANA

12 3,170
POINTS

SUPER EMPIRE STRIKES BACK

13 2,886
POINTS

F-ZERO

14 2,685
POINTS

SIMCITY

15 2,640
POINTS

ZOMBIES ATE MY NEIGHBORS

16 2,645
POINTS

SUPER MARIO WORLD

17 2,642
POINTS

THE LOST VIKINGS

18 2,549
POINTS

ALIEN³

19 2,504
POINTS

BUBSY IN SUPER PROBABLES OF THE FUTURE LAND

20 2,209
POINTS

MADDEN'S NFL '94

GAME BOY

1 21,514
POINTS

8 MONTHS

THE LEGEND OF ZELDA: LINK'S AWAKENING



Link has done it! His newest quest has taken the country by storm. Players and Pros agree, Link is number one!

2 20,447
POINTS

15 MONTHS

SUPER MARIO LAND 2- 6 GOLDEN COINS



Mario has slipped out of first place for the first time in a long while. It's a great game and a close battle for first.

3 12,017
POINTS

39 MONTHS

SUPER MARIO LAND



Mario's first Game Boy title was the number one game on the Dealer's Picks this month.

4 11,143
POINTS

KIRBY'S DREAM LAND

Kirby's original adventure is still rocking the charts. Check it out!

5 8,561
POINTS

METROID II: RETURN OF SAMUS

Samus has the power to take on the Metroids. Does she have enough to stay in the Top 5?

6 6,502
POINTS

TETRIS

7 6,364
POINTS

JURASSIC PARK

8 6,110
POINTS

FINAL FANTASY LEGEND III

9 5,505
POINTS

MORTAL KOMBAT

10 5,117
POINTS

MEGA MAN ISZ

11 4,360
POINTS

FACEBALL 2000

12 4,276
POINTS

DR. MARIO

13 3,805
POINTS

FINAL FANTASY LEGEND II

14 3,484
POINTS

GOLF

15 2,865
POINTS

THE REN & STIMPY SHDW

16 2,828
POINTS

KIRBY'S PINBALL LAND

17 2,642
POINTS

FINAL FANTASY ADVENTURE

18 2,630
POINTS

FINAL FANTASY LEGEND

19 2,555
POINTS

PRINCE OF PERSIA

20 2,483
POINTS

THE SIMPSONS: ESCAPE FROM CAMP BLOOD

NES

1 12,418
POINTS

63 MONTHS

THE LEGEND OF ZELDA



Link is the man of the hour. His original adventure is still thrilling fans around the world!

2 10,494
POINTS

50 MONTHS

SUPER MARIO BROS. 3



Mario has the moves that put him back in the number two spot again this month. Grab that P-Wing and fly!

3 10,031
POINTS

5 MONTHS

KIRBY'S ADVENTURE



Seven fantastic worlds wait for you to explore in Kirby's first adventure for the NES

4 9,011
POINTS

JURASSIC PARK

The roar of the Tyrannosaur thunders through the park in this great game by Ocean.

5 8,757
POINTS

TECMO SUPER BOWL

Hut, Hut, Hike! The football season is in full swing with the action in this game

6 7,040
POINTS

FINAL FANTASY

7 5,972
POINTS

METROID

8 5,187
POINTS

MEGA MAN XVI

9 5,129
POINTS

MEGA MAN V

10 5,280
POINTS

DRAGON WARRIOR ISZ

11 5,001
POINTS

SUPER MARIO BROS. 2

12 5,000
POINTS

BATTLETOADS & DOUBLE DRAGON

13 4,888
POINTS

TETRIS

14 4,359
POINTS

DR. MARIO

15 3,909
POINTS

YOSHI'S COOKIE

16 3,872
POINTS

TEENAGE MUTANT NINJA TURTLES

17 3,816
POINTS

ZELDA II: THE ADVENTURE OF LINK

18 3,291
POINTS

NES OPEN TOURNAMENT GOLF

19 3,282
POINTS

WIDGET

20 3,217
POINTS

TMNT TOURNAMENT FIGHTER

NOW

DECEMBER 1993

PLAYING

LOOK FOR THESE RELEASES SOON

DISNEY'S ALADDIN

Company.....Capcom
Suggested Retail Price.....Not Available
Release Date.....December 1993
Memory Size.....10 Megabits
Game Type.....Comic action for one player

Disney's animated classic comes to life on the Super NES. Check out the dazzling graphics and moves in this month's review.



Beautiful graphics, excellent animation and superior play control.

Not as challenging as you would expect from Capcom

DAFFY DUCK: THE MARVIN MISSIONS

Company.....Sunsoft
Suggested Retail Price.....\$59.99
Release Date.....December 1993
Memory Size.....8 Megabits
Game Type.....Comic action for one player

Daffy meets Marvin the Martian in Sunsoft's latest Looney Tunes action game, which is reviewed this month.



Excellent graphics and sound. Engaging play

Daffy has some awkward moves, like bouncing backwards from recoil when he shoots

NHL STANLEY CUP

Company.....Nintendo
Suggested Retail Price.....\$49.95
Release Date.....December 1993
Memory Size.....16 Megabits
Game Type.....NHL hockey for two players

Ice hockey so real it's cold. Take a look at the stats behind the game play in this month's special sports report.

Exceptional graphics and realism of play. All the options you want including season play, play-offs, instant replay, penalties on/off and a battery to save it all

The perspective isn't easy to master. The skating motion, although realistic, makes getting to the puck tougher than in more basic video hockey games. Limited substitution of players

BATTLE CARS

Company.....Namco
Suggested Retail Price.....\$59.95
Release Date.....December 1993
Memory Size.....8 Megabits
Game Type.....Combo racing

What happens if you cross F-Zero with Rock 'N Roll Racing? Probably Battle Cars. You'll crash, you'll burn, but if you read the Power Review you might just learn what it's all about.

Intense, high speed action with some cool moves. Multiple player options.

The graphics of the cars could be clearer. Some goals aren't very clear.

INSPECTOR GADGET

Company Hudson Soft
Suggested Retail Price \$59.95
Release Date December 1993
Memory Size 8 Megabits
Game Type Comic action for one player

The mechanized sleuth of television fame brings a sense of humor and a lot of fun game play to the Super NES. Gadget must save his niece, who has been kidnapped, and to do it he must use every trick (or gadget) in the book. His assortment of nutty gear includes grappling hooks, punching glove arms and many more handy items that you pick up along the way.



- ▶ A fun, challenging game with some humor thrown in
- ▶ Controlling Gadget's items isn't always easy. Gadget can't take many hits, so the challenge can be frustrating.

SUNSET RIDERS

Company Konami
Suggested Retail Price Between \$49-\$59
Release Date December 1993
Memory Size 8 Megabits
Game Type Arcade shooting action

The popular arcade shooter featuring a side-scrolling view of the Old West meesies into town this month from Konami. There's more action here than you'd find in Dodge City on a Friday night after a stage coach robbery, and everyone is shooting at you. The idea of the game is that you shoot back, then shoot back some more.



- ▶ Lots of action with some frontier humor to boot
- ▶ The animation is disappointing and the game has very little depth.

SKYBLAZER

Company Sony Imagesoft
Suggested Retail Price \$39.95
Release Date December 1993
Memory Size 8 Megabits
Game Type Side-scrolling action for one player

Fans of action games like Ninja Gaiden should take note of Skyblazer from Sony Imagesoft. You have good control of the hero character and lots of moves like the ability to cling to and climb walls.



- ▶ Excellent play control and good moves
- ▶ The story is nothing you haven't heard before, and the graphics are good but uninspired. Not challenging enough, although fun while it lasts.

PINK GOES TO HOLLYWOOD

Company TecMagik
Suggested Retail Price \$64.95
Release Date December 1993
Memory Size 8 Megabits
Game Type Comic Action

The Pink Panther springs into action in this inventive game from TecMagik. Pink makes his way through movie sets, picking up power-ups that he pulls from his magic hat, like an instant bridge for crossing wide gaps or a hole in which enemies can vanish. The most intriguing part of this game, however, is that you must explore to find all sorts of hidden levels within levels. For instance, in a kitchen area you can go into a refrigerator that seems like part of the background. Once inside the fridge, you can go inside a turkey on the bottom shelf where you'll find yet another stage.



- ▶ Excellent music and graphics plus lots of hidden levels and items
- ▶ Using Pink's magic items is often awkward.

CLAY FIGHTERS

Company Interplay
Suggested Retail Price Not Available
Release Date December 1993
Memory Size 16 Megabits
Game Type Comic street fighting action for two players

Everyone from Elvii to the Blob wants to get into the street fighting scene in this claymation classic from Interplay. This month's review shows you the hot moves and gives you a look at how the clay figures came to life.



- ▶ Fun graphics and play. Exceptional music and sound with full vocals on the intro song
- ▶ A fairly quick play against the computer. It's the most fun in the two-player mode.

NOBUNAGA'S AMBITION

Company.....Koei
Suggested Retail Price.....\$69.95
Release Date.....December 1993
Memory Size.....4 Megabits
Game Type.....Historical strategy

The classic game of strategy, politics, economics and war makes its Super NES debut. In your efforts to defeat your untrustworthy neighbors, or at least stay alive, you'll have to control your resources, make diplomatic overtures and wage war when all else fails.



• Lots of strategic game play and challenge. Super Nobunaga has a battery save feature and Super NES Mouse compatibility, which is the best way to play it.

• The graphic menu icons are outstanding.

WORLD HEROES

Company.....Sunsoft
Suggested Retail Price.....\$74.99
Release Date.....November 1993
Memory Size.....16 Megabits
Game Type.....Fighting action for two players

Another arcade street fighter comes to the Super NES. Oh joy!



• Good graphics with some cool moves. Definitely one of the better street fighting titles.

• There's nothing new here, but if you're a World Heroes fan, that's probably good news.

TOTAL CARNAGE

Company.....Malibu
Suggested Retail Price.....\$54.99
Release Date.....December 1993
Memory Size.....8 Megabits
Game Type.....Action

The ghost of Smash TV returns on this futuristic battlefield where you must survive hordes of gun-toting attackers. One or two players can face the onslaught and mow them down with a great arsenal that includes anti-mutant rockets, defensive spikes and more cool sci-tech Power-Ups.



- Good graphics and fast, constant action for one or two players.
- The steering control takes a while to get used to. Not much different from Smash TV.

LAMBORGHINI AMERICAN CHALLENGE

Company.....Tlus
Suggested Retail Price.....\$54.99
Release Date.....December 1993
Memory Size.....4 Megabits
Game Type.....Road rally racing

Put your money where your lead foot is and take the challenge. This unique racing game lets you bet on your performance and win a purse for each race. You have to beat 18 top rally drivers on roads all over the U.S. Two players can compete.



• You can use the Super NES Mouse and Super Scope controllers for good performance on the car.

• Steering with the Mouse is awkward. The password is also awkward.

TIME SLIP

Company.....Vic Tokai
Suggested Retail Price.....Not Available
Release Date.....December 1993
Memory Size.....8 Megabits
Game Type.....Action

The Tiramians are invading Earth in five different periods of time - and Dr. Gilgamesh is the only human who can stop them. This plot leads you into six levels of non-stop shooting, jumping, ducking and grabbing of Power-Ups.

• Fun, fast action.

• Mediocre graphics and not a lot of variety of play.



OUT TO LUNCH

Company.....Mindscape
Suggested Retail Price.....\$64.95
Release Date.....December 1993
Memory Size.....8 Megabits
Game Type.....Action

You'll begin your culinary adventure in Switzerland and move on to exotic locales like China and the jungle where you'll have to collect a wide assortment of reluctant food stuffs. There are many stages within each country, and the

game gets progressively more difficult. Each stage is timed and, as you'll soon learn, the food can bite back if you're not careful.



➤ Fun graphics and music

➤ The challenge may not keep players engaged

WE'RE BACK: A DINOSAUR'S STORY

CompanyHi-Tech Expressions
Suggested Retail Price\$59.95
Release DateDecember 1993
Memory Size8 Megabits
Game TypeAction

The cartoon dinosaurs of the Spielberg movie star in this five-stage Super NES action game. In this traditional scrolling platform game, you'll be able to run, jump, swipe your tail at enemies, throw things and collect Power-Ups of various kinds. You can also use Elsa, Wagon and Dweeb—your dino friends—once you've found them.

➤ These dinosaurs won't scare the daylight out of you like those in Jurassic Park. The theme is more suitable to young players



➤ Poor play control and repetitive play make it a tiresome journey

STEEL TALONS

CompanyLeft Field
Suggested Retail Price\$49.99
Release DateDecember 1993
Memory Size4 Megabits
Game TypeAir combat for one or two players

Once you join the elite helicopter gunship squadron known as the Steel Talons, you'll take off on dangerous missions behind enemy lines in this 3-D flight sim. The 12 missions generally involve penetrating enemy airspace and blasting everything in sight with machine guns and missiles. This game also features an Expert Mission and a Training Mission for getting started.



➤ A two-player option allows a second player to take over the position of gamer

➤ The blocky graphics aren't impressive. Control of the chopper is rough

SUPER BATTLESHIP

CompanyMindscape
Suggested Retail Price\$59.95
Release DateDecember 1993
Memory Size8 Megabits
Game TypeCombat strategy

You are in charge of a small fleet in each Super Battleship scenario. You're usually outgunned, so you have to make clever use of your ships. When you fire guns, the screen becomes a side-angle view where you aim at the enemy on the horizon line. Missiles can be controlled directly in a Mode 7, fly-by-wire sequence. You can even play a one-man version of the classic game of Battleship.

➤ A unique approach combining some strategy and some action. Some fun graphics and sound effects



➤ The action element requires only simple skills and the strategy element may not satisfy hard-core strategy players

BIOMETAL

CompanyActivision
Suggested Retail Price\$59.95
Release DateDecember 1993
Memory Size8 Megabits
Game TypeSpace shooter

You must pilot the galaxy's top fighter to save the world. Expect realistic looking backgrounds as the Halford fighter wings its way through countless enemy BioMetals. BioMetal doesn't cover any new ground, but it does a good job of going where shooters have gone before.



➤ Good graphics and play control

➤ No innovation and median challenge

CHAMPIONSHIP POOL

CompanyMindscape
Suggested Retail Price\$64.95
Release DateDecember 1993
Memory Size8 Megabits
Game TypePool

Mindscape puts it all together in their multi-player, multi-game Championship Pool Game Pak. There are 12 different pool games including Three Ball, Eight Ball, Nine Ball, Ten Ball, Rotation, Cut Throat and even a freestyle option that lets you make up your own game.

➤ Lots of variety and options that make the game great for one- or multi-player sessions



➤ The controls for setting up shots and some views are awkward

METAL COMBAT

Company	Nintendo
Suggested Retail Price	\$49.95
Release Date	November
Memory Size	8 Megabits
Game Type	Super Scope combat

Climb aboard your ST (Standing Tank) and enter the brutal sporting action of the future with Metal Combat. Check out our Super Scope round-up to focus on all the new features.

- A much-improved sequel to Battleclash. The two-player option offers some unique fun play.
- It can be difficult seeing enemy shots. The challenge of the one-player game is a bit weak.

THE REN & STIMPY SHOW: BUCKEROOS

Company	THQ
Suggested Retail Price	\$44.95
Release Date	December 1993
Memory Size	2 Megabits
Game Type	Comic action

The weirdest pair on TV is back for another video game adventure. In fact, Ren and Stimp actually have adventures in three locales: the Old West, Sherwood Forest, and Outer Space. If you're expecting hilarious harpball antics, go watch your cat. This is basic action, just jumping and shooting.



- The graphics capture the artistic flavor of the cartoon series.
- Play control is poor and many of the game elements aren't engaging.

BONK'S ADVENTURE

Company	Hudson Soft
Suggested Retail Price	Not Available
Release Date	December 1993
Company	Nintendo
Memory Size	3 Megabits
Game Type	Action



The biggest head in the video game universe belongs to Bonk, and in his latest adventure he uses it to bonk his enemies. Bonk and bounce through a wild assortment of levels including a trek through the bowels of a dinosaur. Expect multiple stages of platform action.

- Unusual play with inventive stages.
- Play control isn't as sharp as the Game Boy version of Bonk.

MEGA MAN VI

Company	Capcom
Suggested Retail Price	Not Available
Release Date	December 1993
Memory Size	4 Megabits
Game Type	Action

The Blue Bomber's sixth trip to the NES may be his best. This month, Power focuses on the latest action.

- Excellent graphics, play control and challenge.
- The only real weakness is the lack of originality.

TETRIS 2

Company	Nintendo
Suggested Retail Price	\$39.95
Release Date	December 1993
Memory Size	2 Megabits
Game Type	Puzzle Action

Let the blocks fall where they may. NOT! The latest action puzzle with falling blocks may give you brain lock. To avoid that, check out the tips in this month's review.

- Great challenge for one or two players.
- Plain graphics and unoriginal play that doesn't vary greatly from Tetris or Dr. Mario.

MEGA MAN IV

Company	Capcom
Suggested Retail Price	Not Available
Release Date	December 1993
Memory Size	4 Megabits
Game Type	Action

Mega Fun for action fans. Check out this month's review of the fourth Mega Man game for Game Boy.



- Play control, graphics and challenge are all exceptional.
- The theme is the same as always. No real surprises.

TOM & JERRY: FRANTIC ANTICS

Company	M-Tech Expressions
Suggested Retail Price	\$29.95
Release Date	December 1993
Memory Size	1 Megabit
Game Type	Comic action

Tom and Jerry appear on Game Boy for the second time, and this game has more variety and challenge than the original. Power plays cat and mouse in the review this month.

- Fun and simple.
- The graphics are dark and can be unclear.

THE REN & STIMPY SHOW: VEEDIOTS

Company: T'HO
 Suggested Retail Price: Not Available
 Release Date: December 1993
 Memory Size: 2 Megabits
 Game Type: Comic Action

Ren and Stimpy are back on the Game Boy circuit with *Veediots*, which looks remarkably like the Super NES game of the same name. Expect some humor along the way as you

run, jump and throw items at your enemies while the clock counts down.



Good graphics

Peer play control and challenge

SUPER NES TITLE	COMPANY	PLAY INFO	POWER METER RATINGS				GAME TYPE
			G	P	C	T	
BATTLE CARS	NAMCO	2P-5/8P-A	3.1	3.1	3.5	3.6	COMBAT RACING
BIOMETAL	ACTIVISION	1P	3.7	3.5	3.0	2.8	SPACE SHOOTER
CHAMPIONSHIP POOL	MINDSCAPE	8P	3.1	3.3	3.4	3.5	POOL
CLAY FIGHTER	INTERPLAY	2P-5	4.4	3.3	3.4	3.9	STAGE FIGHTING
DAFFY DUCK: THE MARVIN MISSIONS	SUNSOFT	1P	3.8	3.2	3.4	3.9	COMIC ACTION
DISNEY'S ALADDIN	CAPCOM	1P/PASS	4.2	4.2	3.9	3.9	COMIC ACTION
INSPECTOR GADGET	HUDSON SOFT	1P	3.3	3.2	3.5	4.0	COMIC ACTION
METAL COMBAT	NINTENDO	2P-5/BATT	3.4	3.6	3.6	3.5	SUPER SCOPE
NHL STANLEY CUP	NINTENDO	2P-5/BATT	3.9	3.1	4.0	3.9	NHL HOCKEY
NOBUNAGA'S AMBITION	KOEI	1P/BATT	3.8	2.5	3.8	3.8	STRATEGY RPG
OUT TO LUNCH	MINDSCAPE	2P-A	3.1	3.2	2.8	2.8	ACTION
PINK GOES TO HOLLYWOOD	TECMAGIK	1P	3.8	2.8	3.1	3.5	COMIC ACTION
SKYBLAZER	SONY IMAGESOFT	1P/PASS	3.4	4.1	3.5	3.7	ACTION
LAMBORGHINI AMERICAN CHALLENGE	TITUS	2P-5/PASS	2.8	3.1	2.8	3.2	RACING
STEEL TALONS	LEFT FIELD	2P-5	2.8	2.8	2.8	3.3	SIMULATION
SUNSET RIDERS	KONAMI	2P-5	3.4	3.6	3.4	3.3	ARCADE ACTION
TIME SLIP	VIC TOKAI	1P	3.3	3.3	2.8	2.9	ACTION
TOTAL CARNAGE	MALIBU	2P-5	3.0	3.0	3.3	2.9	ACTION
WE'RE BACK: A DINOSAUR'S STORY	HI TECH	2P-A	3.3	2.7	2.3	2.7	ACTION
WORLD HEROES	SUNSOFT	2P-5	3.3	3.4	3.4	2.9	STAGE FIGHTING

NES TITLE	COMPANY	PLAY INFO	POWER METER RATINGS				GAME TYPE
			G	P	C	T	
MEGA MAN VI	CAPCOM	1P/PASS	3.8	3.8	4.0	3.0	ACTION
TETRIS 2	NINTENDO	2P-5	3.1	3.6	3.8	3.4	ACTION PUZZLE
BONK'S ADVENTURE	HUDSON SOFT	1P	3.0	3.2	3.2	3.5	ACTION
THE REN & STIMPY SHOW: BUCKEROOS	T'HO	1P	3.3	2.3	2.8	3.3	ACTION

GAME BOY TITLE	COMPANY	PLAY INFO	POWER METER RATINGS				GAME TYPE
			G	P	C	T	
MEGA MAN IV	CAPCOM	1P/PASS	3.5	3.8	3.5	3.5	ACTION
TOM & JERRY: FRANTIC ANTICS	HI TECH	2P-A/PASS	2.5	3.7	3.0	2.7	ACTION
THE REN & STIMPY SHOW: VEEDIOTS	T'HO	1P	3.5	2.7	2.8	2.7	ACTION

CHART KEY

You can get the most out of your game chart by understanding the categories. Title, Company and game type are self-explanatory. Use this Key to understand Play info and the valuable Power Meter ratings.

PLAY INFO

Games are made to be played with as many as eight players. Some also employ a battery or password to save game play data.

#P = NUMBER OF PLAYERS
 S = SIMULTANEOUS
 A = ALTERNATING
 BATT = BATTERY
 PASS = PASSWORD

POWER METER

The Pros at Nintendo HQ rate each new game. Ratings are from 1 (poor) to 5 (excellent) in four different categories.

G = GRAPHICS AND SOUND
 P = PLAY CONTROL
 C = CHALLENGE
 T = THEME AND FUN

P A LOOK INTO THE GAMES OF THE FUTURE

PAK WATCH



CLAYMATES

INTERPLAY

More clay is on the way from Interplay. Although Claymates was first reported by Pak Watch more than a year ago, the Super NES game featuring Interplay's claymation characters is only now finishing up in development, and what a finish it is turning out to be! This Game Pak really packs in the game play for one or two players in the alternating mode. As you progress through a given stage, you begin as an uncolored

ball of clay. When you pick up a colored ball, you'll transform into one of five clay critters: a mouse, a gopher, a cat, a bird or a fish. Each of the characters has special abilities that allow it to get through a certain area or reach one of the dozens of hidden areas in the game. Besides terrific graphics and good play control, Claymates boasts tons of hidden items. Because there's always something new to discover, this Pak Padre

never tires of the play, even when having to repeat a stage.

Claymates also contains puzzle games between the action stages. In an overhead view you have to manipulate some objects to get past an obstacle. You'll also find bonus areas. To wrap it all up, the music and sound effects are excellent in a clownish, slapstick way, adding to the sense that you're off on a nutty adventure.





PIRATES OF DARK WATER

SUNSOFT

Cartoon and adventure fans, grab your swords. The Pirates of Dark Water has finally shown up at the Pak Watch desk and the game is scheduled to walk the plank early next year. The story line of this eight-level action game remains true to the cartoon as the heroes search for 13 lost treasures while being

plagued by a pirate named Bloth. The graphics convey a sense of dark adventure. This Pak Pirate was pleased to see that the game has an option for two-player simultaneous action. Although most of the areas feature side-scrolling action along the lines of Double Dragon, the three characters--Ren, Tula and Izo--can

use martial arts moves as well as weapons and magic. The game also includes some flying and shooting stages to add to the variety. From caves and jungles to Bloth's evil pirate ship, The Pirates of Dark Water covers a lot of ground...and sea.




X-KALIBER 2097

ACTIVISION

Activision gave us a first look at X-Kaliber, a cyberpunk action game featuring street action with a super sword that fires bolts of energy. Your Pak Punks are always into futuristic justice and mayhem, but X-Kaliber has a second cool feature--a two-

player challenge mode in which you can battle your friends. The story is about an uncorruptible agent in Neo New York, circa A.D. 2097 who must fight an army of mutants and shape-shifting morphs commanded by a warlord. All you have is your

trusty sword to help you through the six levels. Your sword moves include thrust, parry and swipe, plus it can shoot energy across the screen. With music from Psykosonik, X-Kaliber seems to capture a lot of the atmosphere of a dark techno-future.



FIGHTER STICK SN

ASCIIWARE

Asciiware sent their most recent Super NES controller to Pak Watch for a test drive and this Stick Watcher was impressed. First off, the new Asciiware Fighter Stick SN is super solid. It has the weight and the smooth action that will stand the test of time no matter how hard you wail on the thing. Second, it's got all sorts of great gizmos like independent turbo for every button, auto turbo and

slow motion. With the turbo power cranked, you'll unleash up to 36 punches per second. That's playing with power. The button configuration is a bit different, as you can see in the photo, and it took a little getting used to, especially trying to find the Start and Select buttons way up there on top of the controller. The Fighter Stick should be available now for a suggested retail price of \$49.95.





WINTER OLYMPIC GAMES

U.S. GOLD

The games haven't begun in Lillehammer, Norway, quite yet, but when they do, you'll be able to try out many of the Olympic sports in this Super NES game from U.S. Gold. Your Pak Participants strapped on skis and skates and sliced down mountains via bobsled and luge. Skiing events included downhill,

slalom, ski jumping, biathlon (shooting and cross-country) and freestyle. The luge and bobsled courses place you in the sled in a wild 3-D ride that may remind you (at least while you're learning) of the Jamaican bobsled team. Ya, man, it's cool running. Winter Olympic Games lets you compete in a tourna-

ment that includes every event, or you can practice your favorite events, trying to set a record in the downhill or the ski jump course. Although the events are individual, you can hold tournaments with three friends in your own mini Olympics. Winter Olympic Games should be out by the opening ceremonies.



CHOPLIFTER III

EXTREME

This hit arcade game from Extreme hoveed into view the other day and your Pak Pilot immediately took to the air for some challenging rescue missions over hostile territory. The graphics looked good and play con-

trol felt tight. The missions consist of destroying enemy troops and equipment, dodging incoming shots and missiles and picking up prisoners. Rough terrain and lots of anti-aircraft fire combine for a good challenge.

Once you rescue enough POWs, you'll move on to the next, tougher mission. You're also able to pick up lots of new missiles and extra weapons that boost your arsenal tremendously.




MICKEY'S ULTIMATE CHALLENGE

HI-TECH

Mickey's Challenge is five different games in one, each linked by a common story and adventure-like interface. Mickey or Minnie (take your pick) travels to the Kingdom of Beanwick, a magical place inhabited by Disney characters. The mini games include several types of puzzle and memory games. One involves remembering patterns of sounds while in another you must remember the order of items. Good music and animation help bring the interface alive, but the games are designed for

players five years old and up, and the adventure element is limited to mov-

ing around Beanwick and talking to characters.





CHIP 'N DALE RESCUE RANGERS 2 CAPCOM

Chip and Dale are back for more adventure in this Disney action romp from Capcom. Your Pak Watcher expected a sequel similar to the original NES *Rescue Rangers* game, and

that's exactly what he got. Using Chip or Dale, you squirrel through multiple side-scrolling stages both inside and outside. There are enemies, puzzles and lots of stuff to

throw. Although these didn't seem to be anything radically new in the game, the control seemed excellent and the play was always fast and fun, just what you'd expect from Capcom.



SPIDER-MAN & X-MEN: IN ARCADE'S REVENGE ACCLAIM

Once we popped this Pak into the Game Boy, it became immediately clear that Peter Parker, a.k.a. Spider-Man, is looking better than ever. Fans of the Super NES version of *Spider-Man* and the X-Men will recognize the play in this small-screen version. If you're more familiar with previous Game Boy *Spider-Man* games, however, you're in for a welcome surprise. Play control and graphics are both improved in this game. Using the web-shot is

no longer a chore and the game has a lot of variety, from fighting to figur-

ing out how to work through mazes. Look for Spidey early this winter.



TMNT III: RADICAL RESCUE KONAMI

The best Turtles game yet for Game Boy is on its way. This Pak Watcher was impressed by *Radical Rescue*'s graphics and game play. Controlling Michelangelo (and the bros. once you rescue them) players have free

scrolling access to every area of a stage, and the stages are big places where you must explore, fight lots of enemies and collect Power-Up pizzas among other things. In the story, three of the Turtles charge off to save

April while Michelangelo returns with pizza. Now, not only April needs saving, but Raph, Don and Leonardo, too. Look for this game in January along with *Batman: The Animated Series*.



PAK WATCH UPDATE


Speedy Gonzalez will move up from Game Boy to a Super NES version next year as Sunsoft continues its cartoon crusade to convert every *Looney Tunes* character into great gaming action. Word from Sunsoft is that after Bugs and Speedy, *Porky Pig* may be next. In the opposite direction, *Taz* has been made into a Game Boy game after beginning life as a Super NES title. *Taz* should be out early next year along with the awesome looking *Bugs Bunny Rabbit Rampage*.

Some pretty haunting Super NES games are on the way for '94, including a Super NES version of the popular board game, *Nightmare*, and a game based on the movie, *Warlock*. Less frightening, but just as fun, will be Konami's Super NES version of *Batman: The Animated Series*. At this time the game is only in the earliest stages of development and no screen shots are available, but your Pak Hounds will track down info as soon as it is available.

A game that is guaranteed not to scare anyone is coming from TecMagik and stars the famous cartoon pair of *Sylvester and Tweety*. Also in the weeks at TecMagik are *Andre Agassi Tennis* and a *Steven Seagal* fighting game that uses digitized figures similar to *Mortal Kombat*.

Other Super NES news includes an update from Sony Imagesoft on its *ESPN series of games*. Originally, Sony wanted to release the games by this month, but development fell a bit behind. Sports fans will be pleased to hear, however, that the Football and Baseball games are back on track and should be on the shelf as the first half of '94.

Troy Aikman Football won't be coming out as soon as anticipated. Tradewest wants to polish the game as much as possible before releasing it. This Pak Watcher applauds



BUGS BUNNY RABBIT RAMPAGE

that kind of thinking, especially when the game already looks like a winner. Incidentally, Tradewest and Troy Aikman really did get together to develop this game, as can be seen in the snapshot they sent us. Apparently the Super Bowl-winning quarterback is a major video game fan.

Game Boy news this month includes a soon-to-be-released racing game from Ubi Soft, *F-1 Pole Position*, which features a two-player Game Link option for racing around the world. Ubi is also getting close to completion on *Tip-Off* and *John Madden Football*, both of which should appear by March.

Kemco has announced the development of a game starring the *Stone Protectors* characters. The new action figures have been doubling sales in recent months over such



BATMAN: THE ANIMATED SERIES



TWEETY & SYLVESTER



F-1 POLE POSITION



TROY DIAGRAMS THE PLAYS



NINTENDO GATEWAY SYSTEM



PINK GOES TO STARLIGHT

heavyweights as the Teenage Mutant Ninja Turtles.

Game Boy isn't the only video game system on the go thanks to Nintendo's *Gateway System*, a commercial version of the Super NES that has already been installed on several Northwest Airlines 747 jetliners and which will soon be found in more jets, hotels, and cruise ships. Developed by Nintendo's R&D group in Redmond, the system offers travelers a chance to choose from ten Super NES games, movies, audio CD, shopping and informational services.

Speaking of games on the go, your Pak Watcher boarded a train in New York last August along with twenty journalists and Game Boy fans to partake in the first ever cross-country video game contest. From New York to Seattle, the contestants fought the Nightmares of *Link's Awakening*. The gamers could buy info in exchange for Ruppees, but most of them were so involved that they didn't even ask for the time of day. Talk about game crazy. Deprived of their Game Boys during a brief layover in Chicago, many of the contestants ran off to Battletech for a quick video war. In the end, *Nintendo World Champion Jeff Hansen* took the honors by reaching the Wind Fish first. As you can see, some contestants, like *Warp Magazine's* Mike Chanry, wouldn't put down their Game Boys for anything.

Howard Phillips, former Nintendo Fun Club President, has moved on from T³HQ to start up a new development team for *Absolute* in Redmond, Washington. Howard will be working closely with *Absolute's* West Coast programming group headed by David Crane. *Absolute* opened another new development office in Baltimore with former Micropose programmer, Paul Coleita.

Mortal Kombat fans can pick up some free tips from *Acclaim* by requesting a copy of *The Pit*. This newsletter contains information on characters and answers the most popular questions about *Mortal Kombat*. You can also order MK merchandise. For a free copy, write to: The Pit, P.O. Box 9005, Oyster Bay, NY 11771.

The Starlight Foundation, a nonprofit organization dedicated to granting the wishes of seriously ill children, held a fund raising evening in October and Nintendo licensee TecMagik was on hand to help the effort. There was a carnival, lots of games and entertainment and celebrities such as Mel Gibson and Emma Sattins. The Pink Panther, star of TecMagik's *Pink Goes To Hollywood* and the official mascot of the Starlight Foundation, was on hand to meet hundreds of kids at the event.



LINK'S AWAKENING. JUST A DREAM. 7

FUTURE GAMES FOR THE

SUPER NES

Name	Approximate Release
<i>Beauty And The Beast</i>	Winter '94
<i>Dogs Runny, Rabbit Runnygo</i>	Winter '94
<i>Chopper III</i>	Winter '94
<i>Cygnates</i>	Winter '94
<i>Flashback</i>	Winter '94
<i>Jungle Book</i>	Winter '94
<i>Lester The Unlikely</i>	Winter '93
<i>Lord of the Rings</i>	Winter '94
<i>Metal Macees</i>	Winter '94
<i>Mickey's Ultimate Challenge</i>	Winter '94
<i>NBA Jam</i>	Winter '94
<i>NFL Quarterback Club</i>	Winter '94
<i>Onion</i>	Winter '94
<i>RoboCop Vs. The Terminator</i>	Winter '94
<i>Soldiers Of Fortune</i>	Winter '94
<i>Speedy Gonzales</i>	Winter '94
<i>Star Trek: The Next Generation</i>	Winter '94
<i>Super Battlesnak 2</i>	Winter '94
<i>T2 The Arcade Game</i>	Winter '94
<i>TMNT Tournament Fighter</i>	Winter '94
<i>Turn And Burn: No Fly Zone</i>	Winter '94
<i>Wallenstein 3-D</i>	Winter '94
<i>X-Bomber 2097</i>	Winter '94
<i>Young Werke</i>	Winter '94

GAME BOY

<i>Batman: The Animated Series</i>	Winter '94
<i>F-1 Pole Position</i>	Winter '94
<i>Italy & Scotland: Teed Off</i>	Winter '94
<i>John Madden Football</i>	Spring '94
<i>Tetris 2</i>	Winter '94
<i>TMNT 3</i>	Winter '94

NES

<i>Alfred Chicken</i>	Winter '94
<i>Asterix</i>	Winter '94
<i>Chip 'N Dale Rescue Rangers 2</i>	Winter '94
<i>Bee & Stripy: Buzzeroff</i>	Winter '94



POWER CHALLENGE TRADING CARDS

ZOMBIES

ATE MY
NEIGHBORS

**SUPER
POWER
CLUB**

ZOMBIES
ATE MY NEIGHBORS



**SUPER
POWER
CLUB**

T2: THE ARCADE GAME



**SUPER
POWER
CLUB**

THE LOST VIKINGS



**SUPER
POWER
CLUB**

SUPER OFF ROAD



**SUPER
POWER
CLUB**

ROAD RUNNER'S
DEATH VALLEY RALLY



**SUPER
POWER
CLUB**

WORDTRIS



POWER CHALLENGE TRADING CARDS

POWER CARD #32



THE LOST VIKINGS™

DESCRIPTION: After being kidnapped for a year slaying three Vikings are trying to get back to Earth. One, Two, Slaying each a new special challenge in both those per level done. Remember if it takes you too much time on a level, then King of the Vikings will show his displeasure!

QUESTION: Can you defeat these levels without being overruled by King of the Vikings?

Answer: Slaying password: CARR

Intermediate: Slaying password: JAPP

Pro: Slaying password: 4998

SYSTEM: Super NES
GAME TYPE: Comic Panels Action
OF PLAYERS: 2
RELEASED: 1991
COMPANY: Imagine



T2: THE ARCADE GAME

DESCRIPTION: It is July 11, 2023 and you must attack and destroy the Ultimate System in order to get on to your main objective: Destroy Cyberline System and stop its nuclear war. The fate of the world rests in your hands - can you do it?

QUESTION: How high can you score in the First Stage?

Answer: 170,000

Intermediate: 170,000

Pro: 200,000

SYSTEM: Super NES
GAME TYPE: Music Action
OF PLAYERS: 1
RELEASED: 1991
COMPANY: LAN



ZOMBIES NE BY M™™™™™

DESCRIPTION: It sounds like a bad horror film, but it plays like a strategy. Fight zombies, create with characters, and where best if it is up to you to save your neighbors and the world.

QUESTION: How many Zombies can you defeat in Total Zombie Panic?

Answer: 82 Zombies

Intermediate: 82 Zombies

Pro: No Zombies, just win anyway!

SYSTEM: Super NES
GAME TYPE: Game Action
OF PLAYERS: 2
RELEASED: 1992
COMPANY: Gameart

© 1991 Imagine Software, Inc. (1992) Mosaic Studios

© 1991 LAN Entertainment, Inc. (1992) LAN Entertainment, Inc. (1992) LAN Entertainment, Inc.

© 1991 Mosaic Studios, Inc. (1992) Mosaic Studios, Inc.

POWER CARD #33



WORDTRIS™

DESCRIPTION: There's a very challenging puzzle game with a neat twist. You must use the letters that fall from the top of the screen to make words. If you hit too many letters hit, the game is over! With a vocabulary of over 30,000 words, Wordtris is a true mind bender!

QUESTION: Starting on Level C with a two minute time limit, can you score over 100 points?

Answer: Expert Difficulty Level

Intermediate: Advanced Difficulty Level

Pro: Service Difficulty Level

SYSTEM: Game Boy
GAME TYPE: Word Puzzle
OF PLAYERS: 2
RELEASED: 1992
COMPANY: Spectrum Software



ROAD RUNNER'S TEAR VALLEY RALLY

DESCRIPTION: While El Coyote has declared the last-penny race for the Road Runner, and only you can stop his diabolical plan! Run the fastest and in the fastest 20 levels in this super quick, super challenging adventure! It's the most fast-paced in watching the cartoon!

QUESTION: How far can you get without getting hit?

Answer: Level 7-0

Intermediate: The Outpost

Pro: Level 2-0

SYSTEM: Super NES
GAME TYPE: Cartoon Action
OF PLAYERS: 1
RELEASED: 1992
COMPANY: Gameart



SUPER OFF ROAD

DESCRIPTION: It's every race for money in this rough and tumble 4x4 racing simulation! Drive your rugged up truck around a dirt track, jumping ditches and shoving your opponents into the mud, all the while trying to pick up more quick cash to buy better vehicles, tires, and engines!

QUESTION: Try to beat the gray truck using no more than:

Answer: 4 tires

Intermediate: 2 tires

Pro: 1 tire

SYSTEM: NES
GAME TYPE: Racing
OF PLAYERS: 4
RELEASED: 1991
COMPANY: Trademaster

© 1992 Spectrum Software

© 1992 LAN Entertainment, Inc. (1992) Spectrum Software

© 1991 Trademaster



POWER CERTIFICATES

SAVE BIG with these certificates worth \$14.00!
But only if you use them.

SAVE



Hey! Rip this \$5.00
Power Certificate out
and use it to score a
Super NES Game Pak
before March 31, 1994.



MANUFACTURER'S COUPON

OFFER EXPIRES MARCH 31, 1994

SAVE \$5.00

WHEN YOU PURCHASE ONE
SUPER NES GAME PAK.



CONSUMER: Coupon is only valid toward the purchase of the specified game pak. Coupon must be submitted to an authorized Dealer retailer by the printed expiration date at the time of purchase in order to receive the discount off the retail selling price. Limit one coupon per specified game pak purchase. No other discount incentives may be used in conjunction with this coupon. Consumer is responsible for the payment of applicable tax in conjunction with the purchase. Good in the U.S. and Puerto Rico only. Cash value: 1/10¢. Coupon expires March 31, 1994.



ocean

GOOD TOWARDS PURCHASE OF
FEATURED GAME PAK ONLY.

SAVE



Hey! Rip this \$5.00
Power Certificate out
and use it to score a
Super NES Game Pak
before January 31, 1994.



MANUFACTURER'S COUPON

OFFER EXPIRES JANUARY 31, 1994

SAVE \$5.00

WHEN YOU PURCHASE ONE
SUPER NES GAME PAK.



CONSUMER: Coupon is only valid toward the purchase of the specified game pak. Coupon must be submitted to an authorized Dealer retailer by the printed expiration date at the time of purchase in order to receive the discount off the retail selling price. Limit one coupon per specified game pak purchase. No other discount incentives may be used in conjunction with this coupon. Consumer is responsible for the payment of applicable tax in conjunction with the purchase. Good in the U.S. and Puerto Rico only. Cash value: 1/10¢. Coupon expires January 31, 1994.



GAMETEK

GOOD TOWARDS PURCHASE OF
FEATURED GAME PAK ONLY.

SAVE



Hey! Rip this \$4.00
Power Certificate out
and use it to score an NES
or Game Boy Game Pak
before March 31, 1994.



MANUFACTURER'S COUPON

OFFER EXPIRES MARCH 31, 1994

SAVE \$4.00

WHEN YOU PURCHASE ONE NES
OR GAME BOY GAME PAK.



CONSUMER: Coupon is only valid toward the purchase of the specified game pak. Coupon must be submitted to an authorized Dealer retailer by the printed expiration date at the time of purchase in order to receive the discount off the retail selling price. Limit one coupon per specified game pak purchase. No other discount incentives may be used in conjunction with this coupon. Consumer is responsible for the payment of applicable tax in conjunction with the purchase. Good in the U.S. and Puerto Rico only. Cash value: 1/10¢. Coupon expires March 31, 1994.



Nintendo

GOOD TOWARDS PURCHASE OF
FEATURED GAME PAK ONLY.

SPECIAL BONUS FOR MEMBERS ONLY!

◀ DETACH HERE

MANUFACTURER COUPON

CONSUMER: Coupon is only valid toward the purchase of the specified game pack. Coupon must be submitted to an authorized Ocean retailer by the printed expiration date at the time of purchase in order to receive the discount off the retail selling price. Limit one coupon per specified game pack purchase. No other discount promotions may be used in conjunction with this coupon. Consumer is responsible for the payment of applicable tax in connection with the purchase. Good in the U.S. and Puerto Rico only. Cash value: 1/10¢.

RETAILER: Ocean of America, Inc. will reimburse the face value of this coupon plus eight (8) cents handling, provided it was accepted from your customer and its face value amount was deducted from the retail selling price at the time of purchase of the designated product. Limit one coupon per qualifying item purchased. Other applications may constitute fraud. Void if copied or altered and where prohibited, licensed or regulated. Coupons submitted become our property. Reimbursement will be made only to authorized Ocean retailer who redeems coupon. Good only in the U.S. and Puerto Rico. Send properly redeemed coupons with retail address within thirty (30) days of printed expiration date to: **OCEAN OF AMERICA, INC., P.O. Box 394413, El Paso, TX 79949-0413**

IMPORTANT: If you purchased your store's Game Pak through an authorized Ocean distributor, you must indicate that distributor to be reimbursed.

NAME OF DISTRIBUTOR: _____

JURASSIC PARK, TM & © 1993 Universal City Studios, Inc. & Amblin Entertainment, Inc.

◀ DETACH HERE

MANUFACTURER COUPON

CONSUMER: Coupon is only valid toward the purchase of the specified game pack. Coupon must be submitted to an authorized GameTek retailer by the printed expiration date at the time of purchase in order to receive the discount off the retail selling price. Limit one coupon per specified game pack purchase. No other discount promotions may be used in conjunction with this coupon. Consumer is responsible for the payment of applicable tax in connection with the purchase. Good in the U.S. and Puerto Rico only. Cash value: 1/10¢.

RETAILER: GameTek, Inc. will reimburse the face value of this coupon plus eight (8) cents handling, provided it was accepted from your customer and its face value amount was deducted from the retail selling price at the time of purchase of the designated product. Limit one coupon per qualifying item purchased. Other applications may constitute fraud. Void if copied or altered and where prohibited, licensed or regulated. Coupons submitted become our property. Reimbursement will be made only to authorized GameTek retailer who redeems coupon. Good only in the U.S. and Puerto Rico. Send properly redeemed coupons with retail address within thirty (30) days of printed expiration date to: **GAMETEK, INC., P.O. Box 390079, El Paso, TX 79949-0079**

IMPORTANT: If you purchased your store's Game Pak through an authorized GameTek distributor, you must indicate that distributor to be reimbursed.

NAME OF DISTRIBUTOR: _____

Licensed by TOCA to Ftg Television. Source Codes © 1993 Gamtek-Graphica Software Ltd.

◀ DETACH HERE

MANUFACTURER COUPON

CONSUMER: Coupon is only valid toward the purchase of the specified game pack. Coupon must be submitted to an authorized Nintendo retailer by the printed expiration date at the time of purchase in order to receive the discount off the retail selling price. Limit one coupon per specified game pack purchase. No other discount promotions may be used in conjunction with this coupon. Consumer is responsible for the payment of applicable tax in connection with the purchase. Good in the U.S. and Puerto Rico only. Cash value: 1/10¢.

RETAILER: Nintendo of America, Inc. will reimburse the face value of this coupon plus eight (8) cents handling, provided it was accepted from your customer and its face value amount was deducted from the retail selling price at the time of purchase of the designated product. Limit one coupon per qualifying item purchased. Other applications may constitute fraud. Void if copied or altered and where prohibited, licensed or regulated. Coupons submitted become our property. Reimbursement will be made only to authorized Nintendo retailer who redeems coupon. Good only in the U.S. and Puerto Rico. Send properly redeemed coupons with retail address within thirty (30) days of printed expiration date to: **NINTENDO OF AMERICA, INC., P.O. Box 390461, El Paso, TX 79949-0461**

IMPORTANT: If you purchased your store's Game Pak through an authorized Nintendo distributor, you must indicate that distributor to be reimbursed.

NAME OF DISTRIBUTOR: _____

NEXT ISSUE

COMING NEXT MONTH IN VOLUME 56

MEGA MAN X

Everybody asked for it, so here it is! Mega Man hits the Super NES in style. Great graphics, great sound and a great game, all in next month's issue.



T.M.N.T. TOURNAMENT FIGHTER

If you are a Turtles fanatic and you dig street fighting games, then this title is for you. Control all the hard-hitting action in this great game from Konami.



BATMAN: THE ANIMATED SERIES

There's a new bat in town, and he's showing up on the Game Boy system first! Batman gets a whole new look in his newest game.



CHIP 'N DALE RESCUE RANGERS 2

Fat Cat has escaped from prison and is once again terrorizing the town. Chip, Dale and the rest of the Rescue Rangers must stop him before it's too late.



SPECIAL ISSUES

These Nintendo Power issues are available individually. Add them to your collection! They contain these exciting reviews:

- Volume 47 (Apr. '92): *Star Fox*, *Mark Warsner*, *Puck & Wacky*, *Sidewalk*, *Crash's Game*, *Super Block Wars*, *Super NES Fighting Games*, *Kid Dracula*, *Joe & Mac (Game Boy)*, *Top Rank Soccer*, *The Hunt*, *Chameleon*, *DoubleKix 2*, *Yoda's Game*, *Kid Klown in Night Mayor World*.
- Volume 48 (May '92): *The Last Vikings*, *Widowmaker*, *Between Beliefs*, *The Legend of Zelda: Link's Awakening*, *Two Intergalactic Hops (Game Boy)*, *King Gimp*, *Great Grand*, *Kitty's Adventure*, *Incredible Cook*, *Quintess (NES)*, *Super Survival*.
- Volume 49 (June '92): *R.O.M.*, *Terraviva*, *Super Casino Games*, *Yuck's Cookin'*, *Beetleheads in Beethoven*, *Beetleheads in Beethoven's World*, *Bubble Bubble 3 (Game Boy)*, *How the Fox*, *Beating Angler*, *Beetleheads and Double Dragon*, *Fire 'n Ice*.
- Volume 50 (July '92): *WWF Royal Rumble*, *Butch Seiser*, *S.V.D. The Search for Eden*, *Adventures in Gimmick*, *Ruby on Glass Encounters of the Third Kind*, *The Legend of Zelda: Link's Awakening*, *Geoglyph's Quest 3 (Game Boy)*, *32: The Arcade Game*, *The Adams Family-Popular's Scavenger Hunt (NES)*, *Mighty Final Fight*, *Bubble Bubble 3 (NES)*.
- Volume 51 (Aug. '92): *Street Fighter 2 Super*, *Double Ace My Neighbor, Alton (Super NES)*, *Goal Tropic*, *Magi Master's World Championship*, *Speedy Gonzales*, *Star Trek: The Next Generation*, *4 in 1 Football Vol. 3*, *Jurassic Park (NES)*, *King's Quest 2*.
- Volume 52 (Sept. '92): *Final Fight 2*, *The 7th Saga*, *Super Mario All-Stars*, *Wreck 'n Roll Racing*, *Family Feud*, *Final Fantasy Legend 2*, *Felix the Cat (Game Boy)*, *Pinball Dreams*, *Indiana Jones & The Last Crusade*, *Ray Run*, *Cartoon Workshop*.
- Volume 53 (Oct. '92): *Super Empire Strikes Back*, *Marvel Comics Super Bookworms*, *Flak*, *Coal Spill*, *Por-A-Mech*, *Wing Commander: The Secret Missions*, *Marvel Koolha! (Game Boy)*, *Sports Illustrated Championship*, *Jurassic Park (Game Boy)*, *WWF King of the Hill*, *Lawrence (Game Boy)*, *BattleShip (NES)*, *The Wasteland—The Surprise of Dinosaur Park*.
- Volume 54 (Nov. '92): *The Secret of Miana*, *Super NES Sports*, *Sidewalk*, *Amos the Acrobat*, *Arctic Park (Super NES)*, *ArcticStar 2*, *Ultimate Buses of Venice 2*, *Kitty's Football Land*, *Gear Works*.
- T.M.N.T. Tournament Fighter (NES), *Por-A-Mech*, *Por-Mech*.

SPECIAL OFFERS

Save! Save! Save! Here are your special offers in special collector's sets. You won't find these extremely helpful issues at newsstands!



Volunteers 1 through 6 bring classic games we excluded in this First Year Set.



Six of the most popular NES games of all time are featured in volumes 7 through 12.



The Third Year Set (Vols. 12-18) carries on the Nintendo Power tradition of reviewing the very best games. It also includes our four popular Strategy Guide issues!

TIP BOOKS:

- The Legend of Zelda: Tips and Tactics*
- How to Win at Super Mario Bros.*
- Use the Book Index/Tip Book Guide Form on this issue to order past Nintendo Power reviews and books, so call our Customer Service department at 1-800-250-1308 to order them by phone with VISA or MasterCard.*

PLAY DOMINO'S® \$25 MILLION NINTENDO® INSTANT WIN GAME



GET A **FREE** GAME CARD & **FREE** TWISTY BREAD™!

Nintendo

YES! A SUPER MARIO ALL-STARS™ SCRATCH & WIN GAME CARD WITH EVERY ORDER!

1000 SUPER NES® CONTROL SETS WITH SUPER MARIO ALL-STARS!

7000 NINTENDO PRIZES - COTTAGE BREADS AND GAME BOY BASKETS WITH SUPER MARIO ALL-STARS & GOLDEN COIN!

16 MILLION WINNERS OF SAVINGS ON DOMINO'S PIZZA™!
2014-2015

TRY OUR NEW CRUNCHY THIN CRUST PIZZA™
AND GET AN ORDER OF TWISTY BREAD

FREE! with every order

SOMETHIN' FOR NOthin'

No purchase necessary. Ends 12/31/15. See rules for details. ©2015 Domino's Pizza, Inc. All rights reserved. Domino's, the Domino's logo, and Twisty Bread are trademarks of Domino's Pizza, Inc. Super Mario All-Stars, Super NES, Game Boy, and Super Mario Bros. are trademarks of Nintendo. All other trademarks are the property of their respective owners.





The
whole team
of Nintendo wishes
you a bright holiday season
full of fun and games! Let our official
seal of quality on Nintendo products be
your guiding light to a new year full of great
entertainment!

Nintendo



*Our goal is to try and preserve classic videogame magazines
from years gone by before they are lost forever.*

*Thanks goes out to all the people who make this possible.
From the original editors and writers,
to everyone involved in acquiring and digitizing these magazines.*

*People interested in helping us out, in whatever way possible.
Either by donating classic magazines, scanning, editing or distributing them,
visit us at <http://www.retromags.com>*

*We are only interested in preserving classic magazines
that are at least 5 years out of print.*

*We have no desire or intention to profit from these in any way.
So please, if you come across people trying to sell these releases, don't support them!*

Thank You and ENJOY!

